

Project:	
Type:	
Catalog #:	



Features

- Rating: Hazardous Location Rated
- NSF/ANS 2 Rated (available)
- IP66 Ingress Protection Rating
- IK10 Impact resistance
- Operating Temp: -40°C to +65°C
- Power Factor: >0.9
- Input Line Voltage: 100-277 or 480VAC
- Input Line Frequency: 50/60Hz
- Warranty 5 years
- Buy American (BAA option)
- Housing White: Standard 304 Stainless Steel
 - Optional 316 Stainless Steel
 - Optional Stainless not painted
- Hardware: 304 Stainless Steel
 - Optional 316 Stainless Steel
- Lens: Polycarbonate Clear, Frosted available
- Safety Interlock Standard



Stainless Steel Painted



Stainless Steel Unpainted



Locking Device

Lumen Chart

	5000K	Ambient Temperature
30W	4,200 lm	30W = -40-65C (T6)
40W	5,600 lm	50W = -40-40C (T5)
50W	7,000 lm	-40-60cC (T5)
60W	8,400 lm	60W = -40-40C (T6)
		-40-55C (T5)

Photometrics

120D

	Center Beam fc	Beam Width	
4ft	683fc	11ft	11ft
8ft	170fc	21ft	22ft
12ft	73fc	32ft	33ft
16ft	39fc	43ft	45ft
20ft	26fc	53ft	56ft

■ Vert, Spread; 120°
■ Horiz, Spread; 120°

Compliance

UL 844 Hazardous Locations North America

- Class I, Division 2, Groups A, B, C, D
- Class II, Division 1, Groups E, F, G (Pending)
- Class II, Division 2, Groups F, G (Pending)
- Class III (Pending)

Marking Atex

- II 2 G Ex db eb mb IIC T5/T6 Gb
- II 2 D Ex tb IIIC T95°C/T85°C Db IP66

Marking ICEX

- Ex db eb mb IIC T5/T6 Gb
- Ex tb IIIC T95°C/T85°C Db

Marking Marine

- UL1598, UL1598A

Other Markings / Standards

- IP66

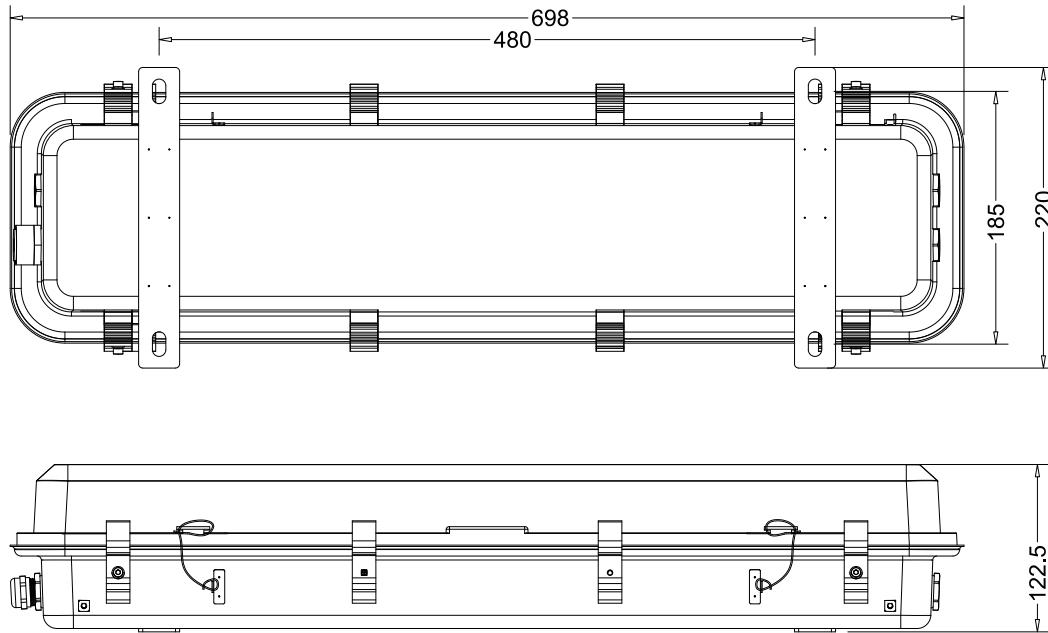
Applications

- Power Plants / Heavy Industrials Storage Facility
- Paper Mills / Wastewater Treatment Plants
- Loading Docks / Platforms / Shipyards
- Chemical Processing Facility
- Petrochemical Processing Facility
- Mining
- Ocean Marine
- LNG facilities
- Metal Industry

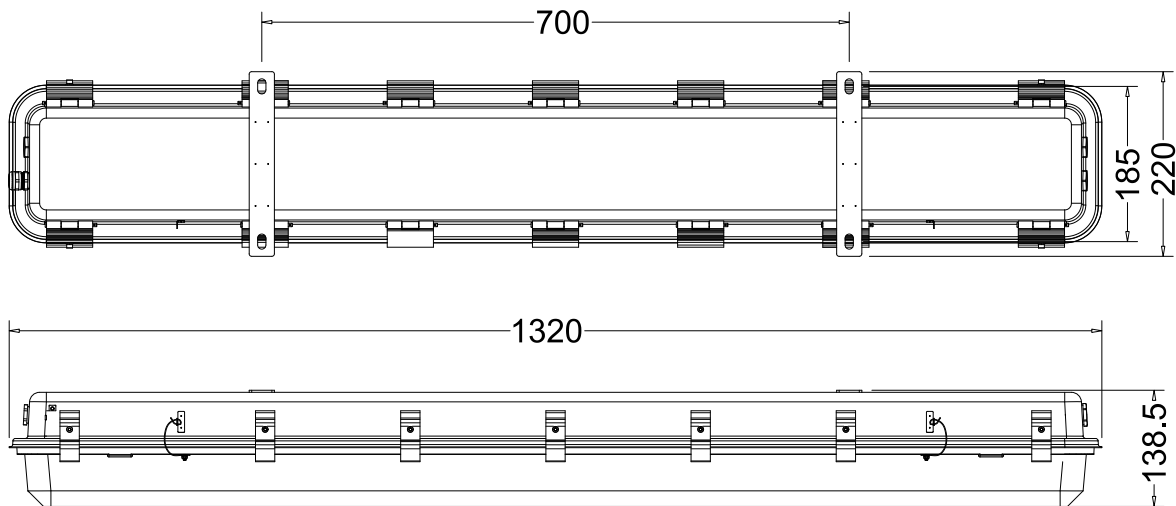
Product Dimensions (mm)

Hazardous Location LED Luminaire

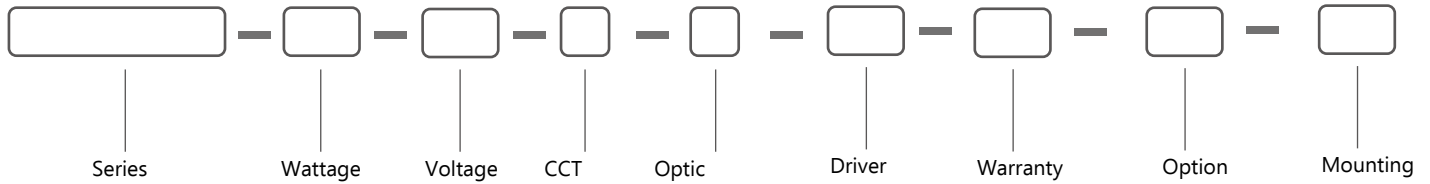
2'



4'



Ordering Information



SERIES	LENGTH	WATTAGE	VOLTAGE	COLOR TEMP	OPTIC	DRIVER
MID-R	24* = 24" 48** = 48"	2 = 20W 3 = 30W 4 = 40W 5 = 50W*** 6 = 60W***	A = AC100-277V B = AC200-480V	I = 4000K ¹ C = 5000K	P = 120°	D = 0-10V Dimming ND = No Dimming

*24" units are available in 20W / 30W / 40W lumen package
 ** 48" units are available in 40W / 50W / 60W lumen packages
 *** 4' unit only

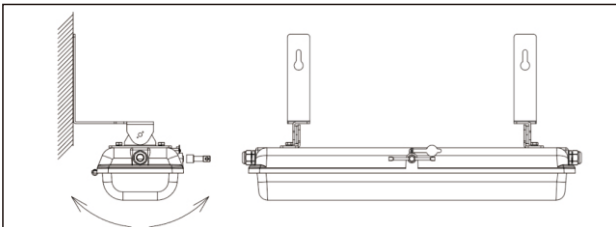
OPTION

- BAA = Buy American Act Compliant
- TAA = Trade Agreement
- EM = EM Battery backup 1.5 Hours
- NP = No White Paint (Stainless Housing)
- SH = 316 Stainless Steel Housing
- 3H = 316 Hardware
- NSF = NSF Certification
- FL = Frosted Lens (100 min order)

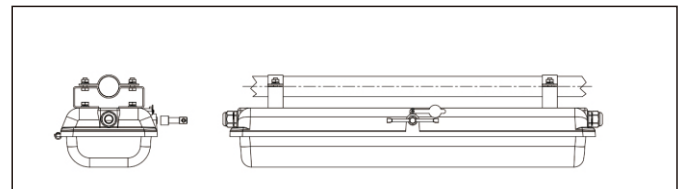
MOUNTING / ACCESSORIES

- P = Pendant Mount
- SM = Surface Mount
- WM = Wall Mount
- PM = Pole Mount

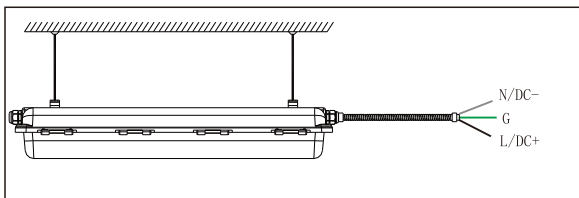
Wall Mount



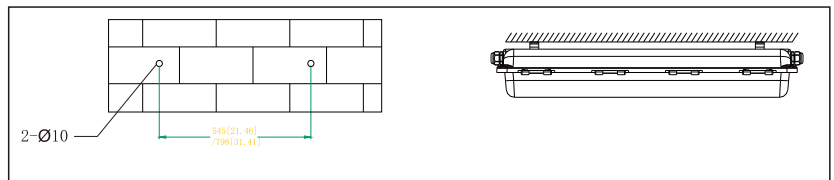
Pole Mount



Pendant Mount



Surface Mount

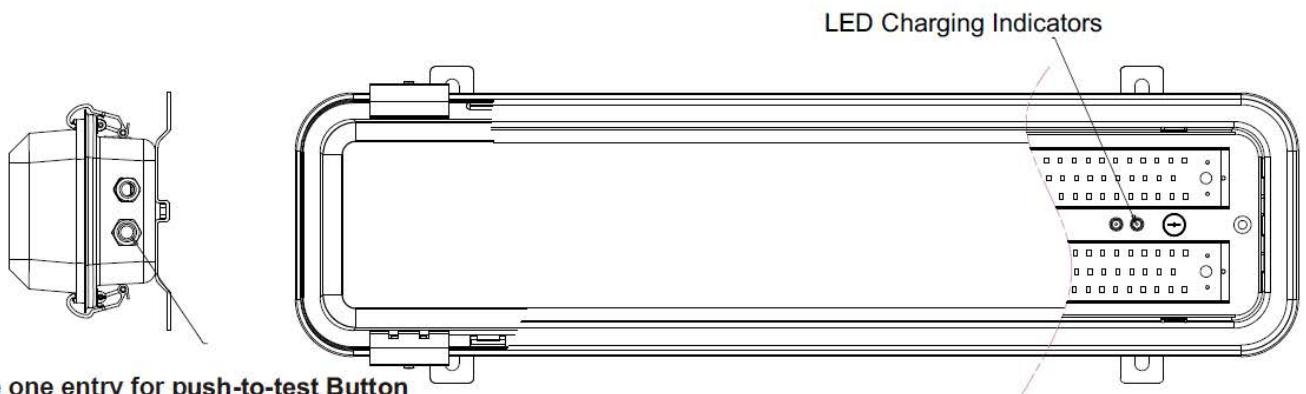


Emergency Battery Backup Specification

CAUTION: Sealed unit. Battery not replaceable. Replace entire fixture when being necessary.

Model	Input Rating				Emergency Output Rating	
	Vac	Hz	Max.mA	Max.W	Vdc	Constant Wattage, W
EM-15W-HL	120-277	50/60	100	7	25-55	15

Model	Charge Time, Hours	Emergency Run Time, Min	Response Time, mS	Rated Ambient Range, °C	Battery Life Expectancy
EM-15W-HL	24	90	< 550	0~60	5 Years



Use one entry for push-to-test Button

Indicator Information

Operate Mode		LED Features	YELLOW LED (State LED)	Green LED (Indicate LED)
Charge Mode	Charging			Flash 0.2HZ (5S/time)
	Fully charged			ON
Discharge Mode	Discharge			Flash 1HZ (1S/time)
	Discharge cut-off			OFF
Battery disconnect			Flash 2HZ (0.5S/time)	
LED Lamp disconnect			Flash 2HZ (0.5S/time)	
Battery under voltage			Flash 1HZ (1S/time)	
Battery over voltage			Flash 1HZ (1S/time)	
Function test beginning (once a month)				Flash 2HZ (0.5S/time), flash 5 times
Under function test				Flash 1HZ (1S/time)
Function test failed			Flash 0.5HZ (2S/time)	
Discharge duration test beginning (once a year)				Flash 2HZ (0.5S/time), flash 7 times
Under discharge duration test				Flash 1HZ (1S/time)
Discharge duration test failed			Flash 0.5HZ (2S/time)	