



[FME Lighting](#) | 18585 Coastal Highway | Unit 10 PMB 104 | Rehoboth Beach Delaware, 19971

877-234-8460 | Fax: 302-650-1901 | [info@fmelighting.com](mailto:info@fmelighting.com)



# **SOLAR PRODUCTS: ENERGY STORAGE BATTERY BROCHURE**



**Model: SolarLite**  
Portable energy storage battery



Capacity:	648Wh
Output Peak Power:	650WMAX
Battery Type:	Li-ion BAK Brand 3000mAh*60PCS 6S10P
Input:	DC 12V-30V, 5-6.5A(150W MAX),adapter: 120W
USB Output1:	TYPE C: PD60W
USB Output 2:	TYPE C: PD22.5W
USB Output 3:	USB: QC3.0(5V-12V) 18W or 22.5W
USB Output 4:	USB: QC3.0(5V-12V) 18W or 22.5W
USB Output 5:	USB: QC3.0(5V-12V) 18W or 22.5W
AC Output 1:	AC 110V 600W Pure sine wave output
AC Output 2:	AC 110V 600W Pure sine wave output
Cigarette Lighter Output:	12V/10A
LED light:	5W illumination light,SOS.
Indicator:	LCD screen to show capacity status
Charging time:	6-7hours
Shell material:	Fireproof PC+ABS
Product weight:	6.5KG
Dimension:	295*169*155mm
Certifications:	CE,FCC,ROHS,PSE,MSDS,UN38.3
Color:	white+green; Black;Grey;Blue
Box size	365*220*275mm
Carton Info:	480*390*320mm, 2pcs/ctn,17.5kg
Packing accessories:	US or Japan AC adapter, Cigarette charge cable

Order Name: SPEB



Capacity:	1024Wh
Output Peak power:	1300W MAX (60S Protection)
Battery Type: Input:	LiFePO4 20Ah*16pcs (8S2P)
USB Output 1:	DC 12V-28V, 3-7A (196W AC adapter)
USB Output 2:	TYPE C: PD60W
USB Output 3:	USB: 5V/2.4A
USB Output 4:	USB: QC3.0(5V-12V)18W
AC output 1~6:	USB: QC3.0(5V-12V)18W
DC output 1:	6PORT AC 110V 1000W Pure sine wave
DC output 2:	output 12V/5A
DC output 3:	12V/5A
DC output 4:	12V/5A
Cigarette Lighter Output:	24V/5A
LED light:	12V/10A YES
Indicator:	LCD screen to show capacity
Charging time:	status 6-7HOURS
Shell material:	Fireproof PC+ABS, Aluminum Alloy
Product weight :	19.5kg
Dimension:	392*208*267mm
Color:	Black+Grey
Certification:	CE,FCC,ROHS,PSE,SP188,UL2743,MSDS,UN38.3 520*320*385mm
Box size:	540*340*405mm,1pc/ctn, 21.5kg.
Carton Info:	US or Japan AC adapter,
Packing accessories:	Cigarette lighter charge cable, Type C-C charge cable, solar panel, charge cable(MC4-DC6530) cable

Order Name: SEB



**Model: SolarCharge**  
Portable energy storage battery



**2000W** LiFePO4  
**PORTABLE POWER STATION**

Emergency charge for EV car

**Model: HS2000**

Model No: Capacity:	SolarCharge
Output Peak:	1997Wh
Power:	Rated 2000W, Peak 4000W
Battery Type:	LiFePO4 13000mAh*3*3.2V*16 16S3P
Input 1:	AC Input 1100w
Input 2:	DC Anderson 500w
USB Output 1:	QC3.0 18W*2
USB Output 2:	5V/2.4A*2
USB Output 3:	100V_120V~50Hz/60Hz
AC Output 1:	(Rated 2000W Total Peak 4000W)*6
DC Output 1:	TYPE C: PD100W*2
XT-60 Output 2:	12V3A*2(DC5521)
Cigarette Lighter Output	12V/25A 12V/15A
LED light:	1W
Indicator:	LCD Screen to show capacity status
Charging time:	About 2hours
Shell material	ABS + PC+ Aluminum Handle
Product weight with box	25kg
Dimension	392*279*323mm
Color:	Black+Grey,customized based onMOQ
Certification:	FCC,CE,PSE,RoHS,UN38.3,MSDS
Package size:	506*384*480mm
Carton Info:	530*399*529mm,1pcs/ctn
Packing accessories:	AC charge cable, User manual

Order Name: SCEB





**Model:**  
**SolarBoost-15 & SolarBoost-25**  
 Portable energy storage battery



Model No: Capacity:	SolarBoost-15	SolarBoost-25
Battery Type:	2150Wh	2480Wh
AC Input1:	LiFePO4 96Ah*7PCS 1P7S	LiFePO4 96Ah*8PCS 1P8S
MPPT PV Input 1:	735W Inside Charger	840W Inside Charger
USB Output1:	36-70V 650WMax	36-70V 730WMax
USB Output2:	USB: QC3.0(5V-12V) 1 8 W	
USB Output3:	USB: QC3.0(5V-12V) 1 8 W	
USB Output4:	USB: QC3.0(5V-12V) 18W	
AC Output 1:	USB: QC3.0(5V-12V) 18W	
AC Output 2:	AC220V 1500W Pure sine wave output	AC220V 2500W Pure sine wave output
AC Output 3:		
DC Output 1-4:		
Cigarette Lighter Output:	12V/10A	
Indicator	LCD screen to show capacity status	
Charging time	7-8 hours	
Shell material	Metal	
Product weight with box:	35kg	38.86kg
Dimension:	400*265*350mm	
Color:	Sub black	
Certification:	MSDS, UN38.3, CE, FCC, ROHS	

Order Names: SOEB-1 & SOEB-2

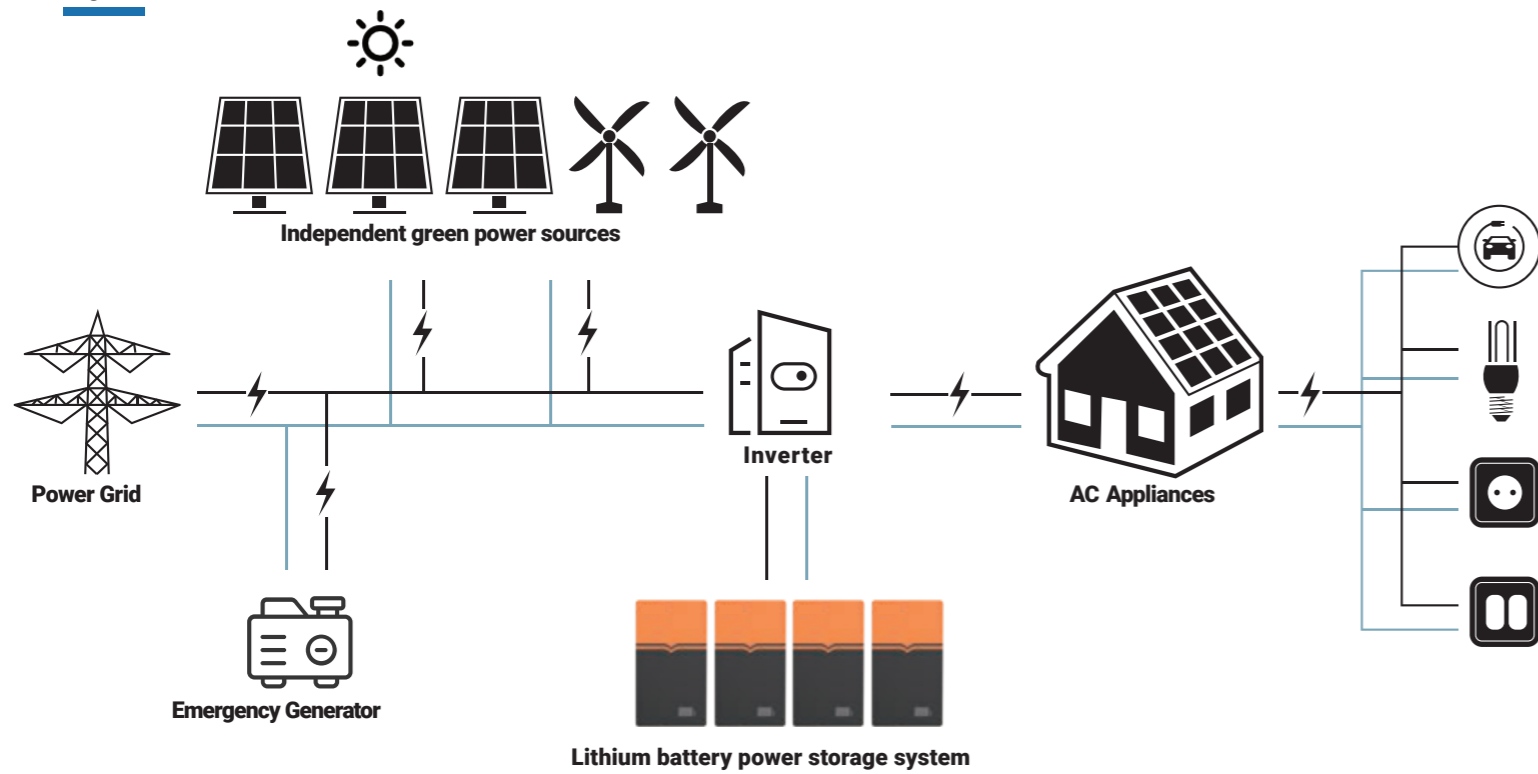


**Model:**  
**SolarFrame-30 &**  
**SolarFrame-25**  
 Wall-mount power station

	SolarFrame-30	SolarFrame-25
<b>Basic Parameter</b>		
Rated Voltage (V)	51.2	51.2
Rated Capacity (Ah)	60	100
Rated Energy (Wh)	3072	5120
<b>Operation Parameter</b>		
Voltage Range (V)	44.8-56	
Charge Voltage Range (V)	55.2-56	
Cut-off Voltage (V)	44.8	
Recommend Charge Current (A)	30	50
Max Charge Current (A)	60	100
Max Discharge Current (A)	60	100
<b>Operation Parameter</b>		
Dimension: L*W*H (mm)	374*530*138	420*580*160
Weight (kg)	30	49
CommunicationPort	RS485、CAN	RS485、CAN
Display	LED+LCD	LED+LCD
Terminal	Plug-in	Plug-in
Compatible inverter	Growatt, Goodwe, Sol-Ark, SRNE	
<b>Environment Parameter</b>		
Humidity (%)	5-95% RH	
Charge Temperature Range (°C)	0-45	
Discharge Temperature Range (°C)	-20-60	
Storage Temperature Range (°C)	-20-45	
<b>Service Life</b>		
Cycle Life	>6000 (0.5C@ 25°C, 80% DOD)	
Design Life (Year)	15	
<b>Certification</b>		
Safety & Certification	CE, EMC, TUV (IEC62619) , UL1973	
Transportation	UN38.3	

Order Names: SFI-3 & SFI-2

## System Schematic:



**Model:**  
**SolarHub**  
Wall-mount power station

	SolarHub
<b>Basic Parameter</b>	
Rated Voltage (V)	51.2
Rated Capacity (Ah)	186
Rated Energy (Wh)	9523
<b>Operation Parameter</b>	
Voltage Range (V)	44.8-56
Charge Voltage Range (V)	55.2-56
Cut-off Voltage (V)	44.8
Recommend Charge Current (A)	1.0
Max Charge Current (A)	0
Max Discharge Current (A)	150
<b>Operation Parameter</b>	
Dimension: L*W*H (mm)	457*163*760
Weight (kg)	69
CommunicationPort	RS485、CAN
Display	LED+LCD
Terminal	Plug-in
Compatible inverter	Growatt, Goodwe, Sol-Ark, SRNE
<b>Environment Parameter</b>	
Humidity (%)	5-95% RH
Charge Temperature Range (°C)	0-45
Discharge Temperature Range (°C)	-20-60
Storage Temperature Range (°C)	-20-45
<b>Service Life</b>	
Cycle Life	>6000 (0.5C@ 25°C, 80% DOD)
Design Life (Year)	15
<b>Certification</b>	
Safety & Certification	CE, EMC, TUV (IEC62619), UL1973
Transportation	UN38.3

Order Name: SHW

