

Project:	
Type:	
Catalog #:	



Product Description

The economical solution for warehouse, factory, convention center and gymnasium, the PDM3 series offers multiple lumen packages representing a total range of 12,600 up to 40,000 nominal lumens, provides easy installation into most existing luminaires and replaces linear fluorescent fixtures in new construction or renovation.

Features





Housing: Rugged cold-rolled steel plate corrosion-resistant housing, White coat finish

LEDs: LM-80 certified high performance and reliable LEDs

Electrical: Universal 120-277 VAC or 347-480 VAC input voltage, Standard with 1-10V dimming

Mounting: Pendant or surface mount.

Electrical Data

Power	Light Output	Efficacy	Accessories
90W	12,600 lm	140 lm/W	 PIR Motion Sensor, 120-277V USE: Sensor can be pre-installed in factory or field installed
130W	17,500 lm	135 lm/W	
130W	18,500 lm	142 lm/W	 Emergency Battery Backup NO. EB-8W/90min-1 USE: 900lm 90min.
180W	24,500 lm	136 lm/W	
180W	24,500 lm	136 lm/W	 Steel Wire Rope USE: Chain mounting.
205W	29,000 lm	141 lm/W	
270W	36,000 lm	133 lm/W	 Pendant hanger USE: Pendant with 3/4" conduit Only for 130/180/205W
300W	40,000 lm	133 lm/W	

90W & 130W

Dimensions: 23.92x10.31x1.83in.



130W & 180W & 205W

Dimensions: 23.92x19.69x1.83in.



180W

Dimensions: 47.55x14.4x2.88 in.



270W & 300W

Dimensions: 47.55x24x2.87in.



Ordering Information

Model	Luminaire Watts	Voltage	Color Temperature	Finish	Motion Sensor	Options
PDM3	A = 90W B = 130W C = 180W D = 205W E = 270W F = 300W	LV = 120-277V HV = 347-480V	S = 4000k I = 5000k	(Blank)= White	MS = Yes (Blank) = No	EM = Battery Backup CM = Chain Mount PND = Pendant Mount

¹ Contact for specification on FEMUFO-40170-YY