

Project:	
Type:	
Catalog #:	



- IP66 Waterproof, IK10 Protection, 94V0 materials
- Unique design, Mitsubishi PC material with Aluminum PCB & Housing
- SMD2835 LED Light Source with Global Patent Protection
- UL Class P certified flicker free driver
- High Efficacy, 120~160 lumens per watt (+/-5%)
- L80B10 lifespan of 50,000 Hours (@ Ta = 25°C)
- No Dark Areas, No Sulfure Seal, No Yellowing, No Cracking
- Dimmable / Motion Sensor / Emergency Options Available
- Power Options: Sides, Back, Cable Mount, or Plug & Play

### Data Sheet

Article Number	Power (W)	Lumen	Working Current
FSL-2-20-X	20	2400~2600lm	450mA
FSL-2-30-X	30	3600~3900lm	750mA
FSL-4-40-X	40	4800~5200lm	950mA
FSL-4-50-X	50	6000~6500lm	1050mA
FSL-4-60-X	60	7200~7800lm	1450mA
FSL-8-80-X	80	9600~10400lm	1900mA
FSL-8-100-X	100	12000~1300lm	2100mA

### Efficacy Version

Cover	Standard	Premium
Frosted	120~130lm/w	140~150lm/w
Striped	130~140lm/w	150~160lm/w

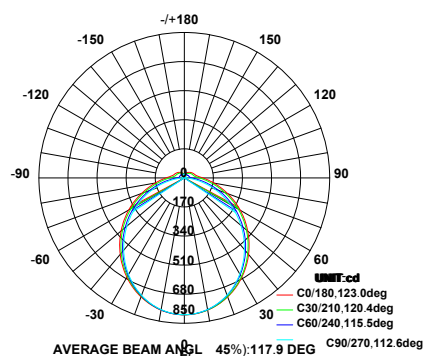
### Please note:

1. Above efficacy based on 4000K
2. All values are based on an ambient temperature of 25°C
3. Efficacy tolerance is +/-5% and wattage tolerance is +/-5%

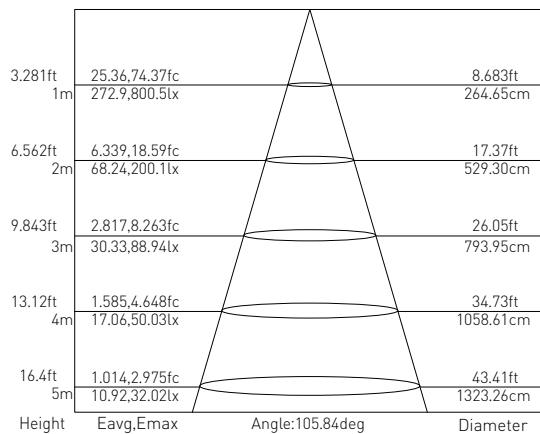


Light Source	SMD2835
CRI	>80
Beam Angle	120°
CCT	3000K/4000K/5000K/6000K
AC Input	100-277V
DC Output	30-40V
SDCM	<4
Waterproof	IP66
IK Rate	IK10
Power Factor	>0.95
Warranty	5 Years
Operating Temperature	-20~+40°C -68~+104°F

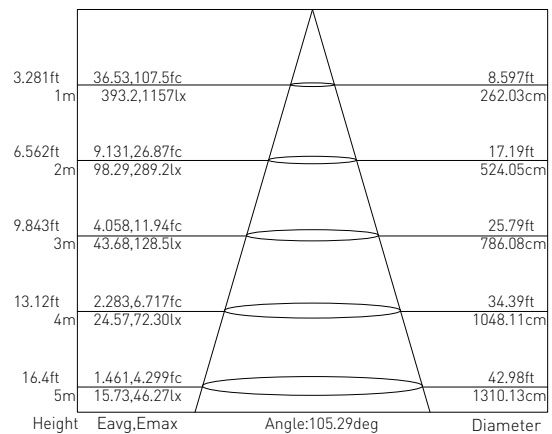
### LUMINOUS INTENSITY DISTRIBUTION DIAGRAM



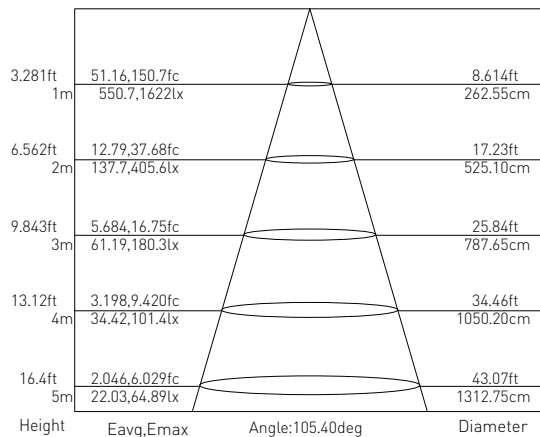
### Optical Parameter



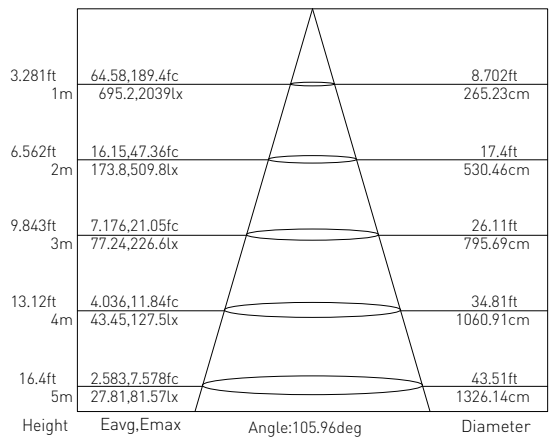
**FSL-2-20-X**



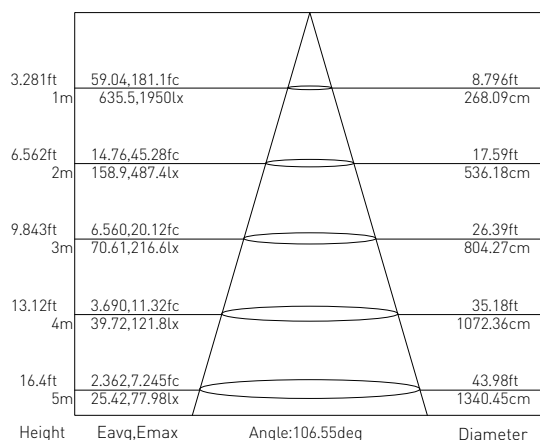
**FSL-2-30-X**




**FSL-4-40-X**



**FSL-4-50-X**



**FSL-4-60-X**



**FSL-8-80-X**

### Connection Methods

#### Single Side End

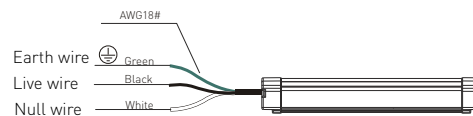


Single Side

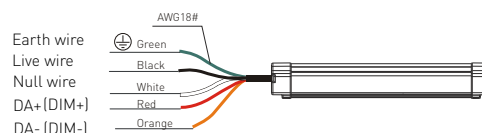


Back Side

#### Standard



#### DALI & 0/1-10V Dimmable



#### Available Dimming Methods

Suggested Compatible Dimmers for DALI:

Tridonic [ European market ]

Lutron & Leviton [ American market ]

Philips Dynalite & Clipsal [ Australian market ]

#### Double Side End



Detachable end cap  
With screws



Detachable end cap  
No tools necessary

#### IK09 Connector



Standard

#### IK10 Connector



Optional

#### Flex Pipe



Optional

#### 3-Pin Connector



Linking Only

#### 5-Pin Connector



Dimming/Linking

#### Hard Pipe



Optional

### Available Quantity in Series Connection

Power (W)	Input Voltage (V)	Maximum Quantity Connecting in Series	Input Voltage (V)	Maximum Quantity Connecting in Series
20	110	16pcs	277	41pcs
30	110	11pcs	277	27pcs
40	110	8pcs	277	20pcs
50	110	6pcs	277	16pcs
60	110	5pcs	277	13pcs




1. Used for cable : AWG18#
2. Solid cable-end
3. Wire stripping 0.39-0.47inch




### Microwave Sensor Series

#### ● 100% on/off Version


Switch on the light on detection of movement, and switch off after a hold time when there is no motion detected.



When there is no motion detected, the sensor does not switch on the lamp.



With insufficient ambient light, the sensor switches on the lamp when motion is detected.



After stand-by period, the sensor switches off the lamp if no motion is detected in its detection zone.



Max.8M



Hold Time  
30s-2min



Mounting Height  
6m Max.



Automatic  
On/Off




5 Years  
Guarantee


**Remark:** Standard hold time is 90s (30s/ 3min/ 20min optional)

#### ● 3-step dimming function

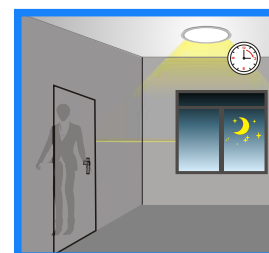
When used in combination with 1-10V dimmable LED drivers and ballasts, the sensors can achieve 3-step dimming function, 100%---> low light--->off. And the sensors build in adjustable daylight sensors, very easy to install and cost-effective.




With sufficient ambient light, the sensor does not switch on the lamp.



With insufficient ambient light, the sensor switches on the lamp when motion is detected.



After hold time, the sensor dims the lamp at a low light level if no new motion trigger.



After stand-by period, the sensor switches off the lamp if no motion is detected in its detection zone.



Max.8M



Hold Time  
30s-2min



Mounting Height  
6m Max.



Automatic  
Dimming




5 Years  
Guarantee

#### ● 2-Step Brightness Dimming Version

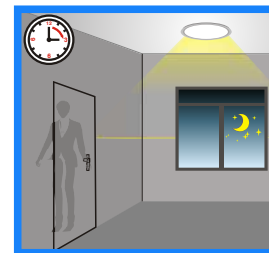
The sensors can provide 2-step dimming function, 100 %----> low light (Never turn off). They are particularly suitable for use in corridors, stairwells and underground passages where low light levels are maintained until motion is detected.



No motion detected, the lamp remains at a low light level all the time.



When motion is detected, the sensor brightens the lamp to 100% illumination.



After the hold time, the sensor dims the lamp at the preset low light level if no motion is detected.



Max.8M



Hold Time  
30s-2min



Mounting Height  
6m Max.



Automatic  
Dimming

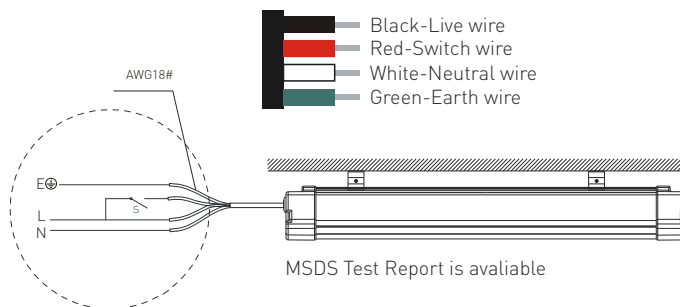


5 Years  
Guarantee

**Remark:** 1. Standard hold time is 90s (30s/ 3min/ 20min optional)

2. Stand-by dimming level 10%/20%/30%/50%

### Emergency Series



Article Number	Emergency Power	Battery Parameters
FSL-2-20-X	3W	3.6V 2600mAh
FSL-2-30-X	3W	3.6V 2600mAh
FSL-4-40-X	4W	7.2V 2500mAh
FSL-4-50-X	8W	7.2V 4400mAh
FSL-4-60-X	8W	7.2V 4400mAh
FSL-8-80-X	8W	7.2V 4400mAh
FSL-8-100-X	8W	7.2V 4400mAh

#### Remark:

- Indicator color (Green – Recharging & Working, Yellow – malfunction)
- Battery can be recharged at least 500 times. In order to maintain the battery well it must be discharged every 3 months.



Rechargeable

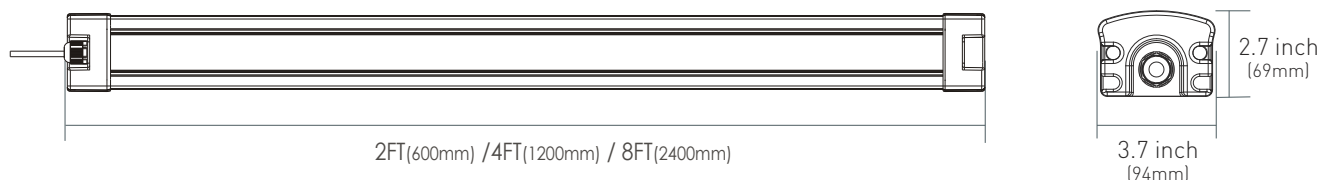


Emergency Time



3 Years  
Guarantee

### Dimension

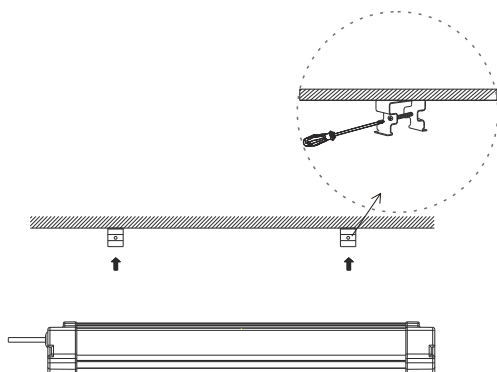


### Packaging

Length	Carton Size (6pcs/ctn)	N.W.(CTN)	G.W.(CTN)	20'GP	40'GP	40'HQ
2FT/600mm	25.99*8.66*9.06 inch (660*220*230mm)	19.85 lb (9kg)	22.05 lb (10kg)	4680pcs	9720pcs	11664pcs
4FT/1200mm	49.6*8.66*9.06 inch (1260*220*230mm)	30.86 lb (14kg)	35.27 lb (16kg)	2160pcs	4860pcs	5832pcs
8FT/2400mm	98.82*8.66*9.06 inch (2510*220*230mm)	61.73 lb (28kg)	70.55 lb (32kg)	1920pcs	3780pcs	4536pcs

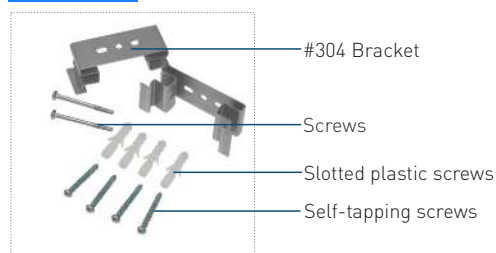
### Installation

#### ① Ceiling Mounted Installation

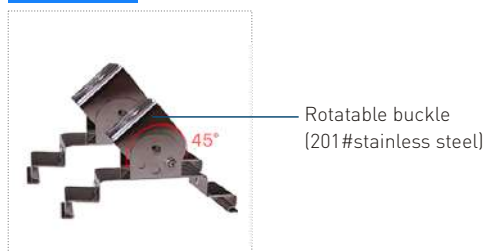


\* Ceiling Mounted accessories are

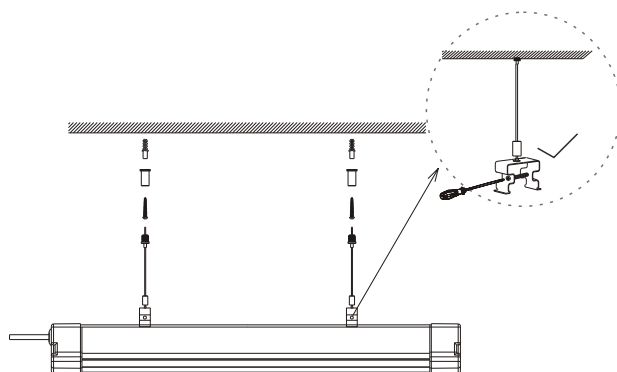
#### Standard



#### Optional

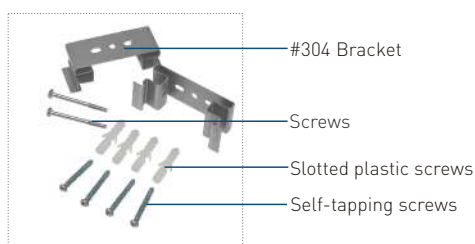



#### ② Suspending Installation



\* Suspended accessories need to be paid additionally.

#### Accessory part



Series	Length	Wattage	Voltage	CCT	Lens	Fixture Entry	Mounting Options
FSL	24" = 2 48" = 4 96" = 8	2 = 20W 3 = 30W 4 = 40W 5 = 50W 6 = 60W 8 = 80W 10 = 100W	LV = 120-277V	3K = 3000K 4K = 4000K 5K = 5000K 6K = 6000K	FR = Frosted ST = Striped	SE = Single End Side Entry SB = Single End Back Entry DES = Double End (Attached End-Caps) DET = Double End (Detachable End-Caps)	CM = Ceiling Mount RM = 45° Adjustable Ceiling Mount SM = Suspension mount C = Conduit Mounting

\* Add EM at end of part number for Emergency Function

#### Connector Options

3P = 3 Pin Linking Connector  
5P = 5 Pin Linking and Dimming Connector  
CL = Cable Connector Length (Please specify size)