


BEM SERIES

HIGH POWER TUNABLE FLOOD LIGHT



Project:	
Type:	
Catalog #:	

240-450W

100-200W

35-60W

WATT/CCT
SELECTABLE



Features:

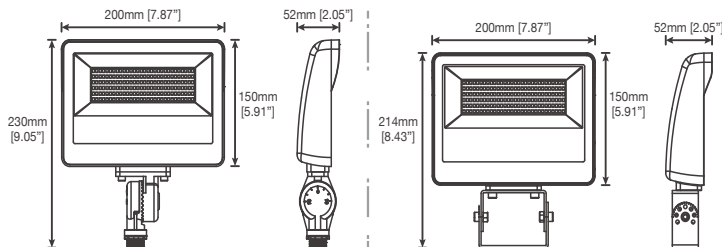
- Exceptional optical design
- High efficiency LED Driver, voltage AC120-277V
- Cast Aluminum design
- 0-10V dimming standard
- CCT:3000-5000K
- 5 years manufacturer warranty
- Surge Supression Included
- Compatible with most Lutron and Leviton dimmers

Typical Applications Include:
 Parking Lots,
 Pedestrian Walkways,
 Roadways
 Tennis-Basketball Courts
 Stadiums

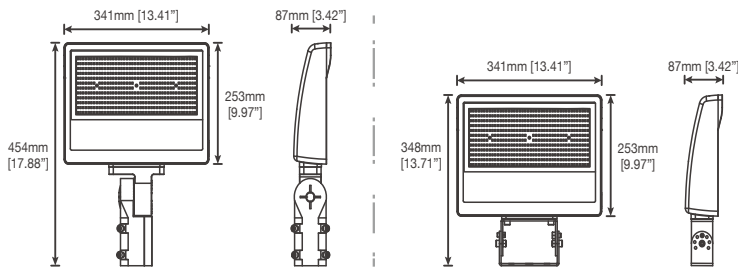
SPECIFICATION									
TYPE									
WATTAGE	35W	50W	60W	100W	150W	200W	240W	350W	450W
LUMEN	5320 lm	7400 lm	8760 lm	15600 lm	22950 lm	30000 lm	37440 lm	53200 lm	67050 lm
CCT	3000K/4000K/5000K								
EFFICACY	> 140 lm/W								
CRI	> 80								
INPUT VOLTAGE	AC120-277V								
LIGHTING ANGLE	118°								
FACTORY SETTINGS	60W & 4000K			200W & 4000K			450W & 4000K		
LED TYPE	SMD2835								
PF	> 0.98								
DRIVER EFFICIENCY	> 90%								
PROTECTION LEVEL	Wet location								
LIFE TIME	> 50000 hours								
CABLE	5 WIRE,18AWG (8.66 inch)			5 WIRE, 18AWG (3.94 inch)					
WARRANTY	5 year limited								

DIMENSION:

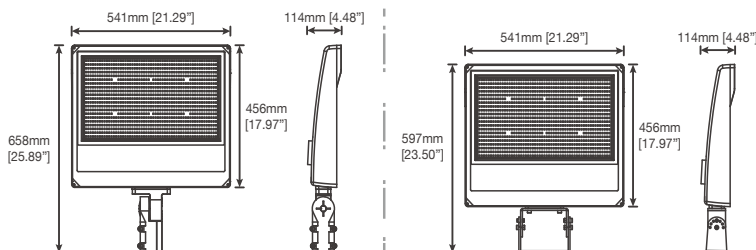
35-60W:



100-200W:



240-450W:



SPECIFICATIONS:

Cast Aluminum Housing
Glass Lens

Dark Bronze(Standard)

Net weight : 35-60W:2.95(lbs)
100-200W:12.15(lbs)
240-450W:25.29(lbs)

Product Size:

35-60W:200mmX150mmX52mm
7.87”X5.91”X2.05”

100-200W:341mmX253mmX87mm
13.41”X9.97”X3.42”

240-450W:541mmX456mmX114mm
21.29”X17.97”X4.48”

MOUNTING OPTIONS:(SOLD SEPARATELY)



NAME	Knuckle
TYPE	Bracket-35W-60W
FINISH	Bronze
USE	Available For Low Wattages (35W~60W)
FACTORY STANDARD	Knuckle



NAME	Slip Fitter
TYPE	Bracket-100W-450W
FINISH	Bronze
USE	Available For High Wattages (100W~450W)
FACTORY STANDARD	NO

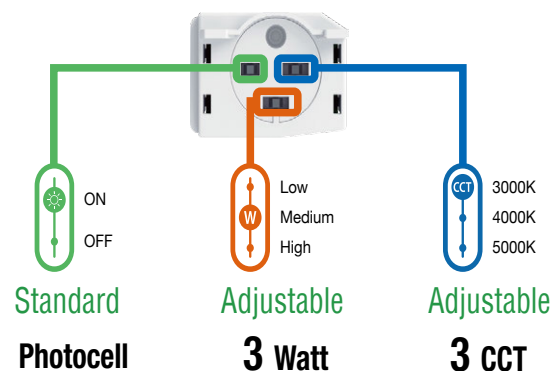


NAME	U-Bracket
TYPE	Bracket-30W-60W / Bracket-100W-450W
FINISH	Bronze
USE	Available For ALL Wattages (35W~450W)
FACTORY STANDARD	NO

CONTROL MODULE:






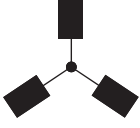



3-Way Extreme Adjustability



The floodlights all feature 3-stage color temperature adjustment, 3-stage brightness adjustment, and the option to install additional controls over the integrated Photocell.

EPA OF AREA LIGHT:

Item							
	1	2 @90°	2 @120°	2@180°	3 @90°	3 @120°	4 @90°
35-60W	0.641	1.282	1.481	1.382	1.923	1.743	2.564
100-200W	0.644	1.288	1.466	1.376	1.966	1.768	2.576
240-450W	0.677	1.354	1.495	1.371	2.031	1.965	2.708

ORDERING INFORMATION:

BEM	FL	3556W	27	345K	Z	U	Y
COMPANY	PRODUCT	POWER	VOLTAGE	CCT	FINISH	MOUNLIGHT	CONTROL
BEM (FME LED)	FL LED FLOOD LIGHT	A = (35W/50W/60W) B = (100W/150W/200W) C = (240W/350W/450W)	LV = 120/277V	345K 3K (3000K) 4K (4000K) 5K (5000K)	D (Dark Bronze) W (White) B (Black) S (Silvery)	S (Slip fitter) T (Trunnion) K (Knuckle)	P Photocell

PERFORMANCE:

SPECIFICATION																		
TYPE																		
POWER	35W			50W			60W			100W			150W			200W		
CCT	3000K	4000K	5000K	3000K	4000K	5000K	3000K	4000K	5000K	3000K	4000K	5000K	3000K	4000K	5000K	3000K	4000K	5000K
LUMENS	4935	5320	5145	6750	7400	7100	7920	8760	8280	14600	15600	15300	21000	22950	22050	27200	30000	28400
EFFICACY	> 141	> 152	> 147	> 135	> 148	> 142	> 132	> 146	> 138	> 146	> 156	> 153	> 140	> 153	> 147	> 136	> 150	> 142

TYPE									
POWER	240W			350W			450W		
CCT	4000K	5000K	4000K	5000K	4000K	4000K	4000K	5000K	5000K
LUMENS	35040	37440	36240	48300	53200	50750	60300	67050	63000
EFFICACY	> 146	> 156	> 151	> 138	> 152	> 145	> 134	> 149	> 140

MOUNTING BRACKETS (SOLD SEPARATELY)



NAME	Knuckle + Articulation
TYPE	BEM-FLKA-35W-60W
FINISH	Dark Bronze
USE	Available For Low Wattages (35W~60W)

SURGE PROTECTOR (STANDARD)

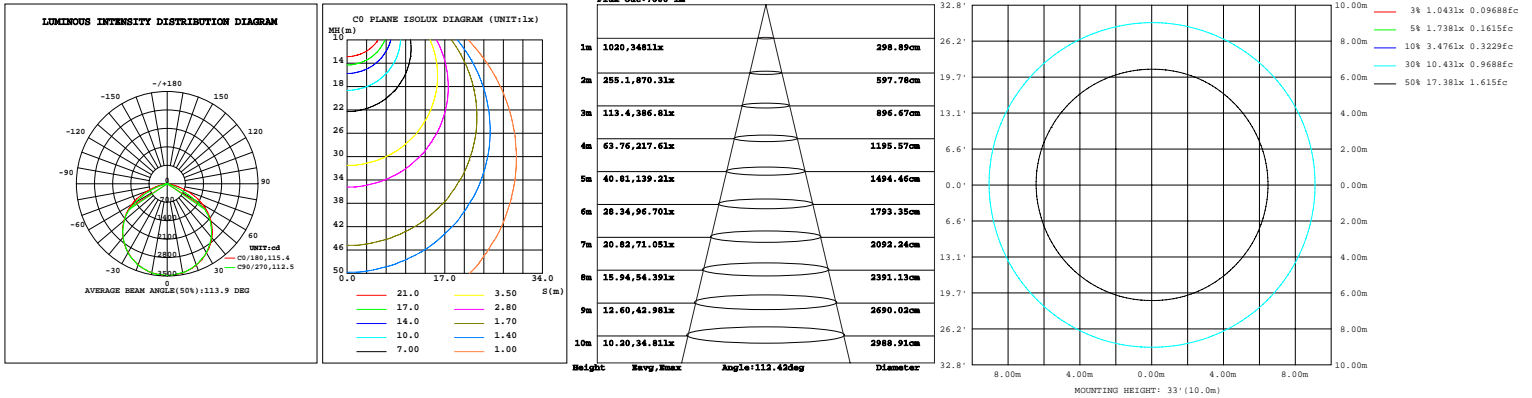


NAME	Surge Protector
FINISH	Black
USE	High power with 10KA surge arrester (100W~450W) The low power drive comes with a 4KV surge protector (35W~60W)


PHOTOMETRICS:

For complete IES files, please visit our website.

BEM-FL3556W27-345K-D-K-P (60W,4000K)



BEM-FL101520W27-345K-D-S-P (200W,4000K)



BEM-FL243545W27-345K-D-S-P (450W,4000K)

