


# CE2 (CERES 2) Series

Hazardous Location Lighting



Project:	
Type:	
Catalog #:	

FME Lighting | 877 - 234 - 8460 | info@fmelighting.com



## SPECIFICATIONS

<b>VOLTAGE</b>	120vAC / 277vAC / 480vAC(80w model only)
<b>WATTAGE</b>	40w / 60w / 80w / 120w / 150w / 240w / 300w
<b>COLOR TEMP</b>	3000 / 5000 / 6000 Kelvin
<b>HOUSING</b>	Coated Copper free Aluminum Alloy
<b>COLOR</b>	Gray
<b>LENS</b>	Tempered Glass
<b>LIFETIME</b>	60,000 hrs L70
<b>CRI</b>	≥ 80 (3000K) / ≥70 (5000K/6000K)
<b>BEAM ANGLES</b>	X-116° / Y-114°
<b>POWER FACTOR</b>	cos ≥ 0.9, cos ≥ 0.87 (480vAC)
<b>PROTECTION</b>	IP67 / NEMA 6
<b>DIMMING</b>	None Dimming
<b>WARRANTY</b>	5 Year Limited Warranty (See high ambient temperature applications for warranty exceptions)

## CERTIFICATIONS / RATINGS

- Class I, Div 2, Groups A, B, C, D
- UL 844
- UL 1598 Luminaries
- UL 8750
- CSA C22.2 No. 137-18
- CSA C22.2 No. 250.0
- CSA C22.2 No. 250.13

### CLASS / DIVISION / TEMPERATURE

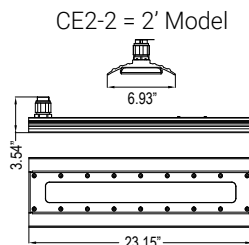
Models	Class/ Division	Ambient Temperature	T-Rating	IP Rating
2' - 40w/60w	Class I Division 2 Groups A, B, C, D	-40°C ~ +55°C (-40°F ~ +131°F)	T4	IP67
4' - 40w/80w/ 120w	Class II Division 2 Groups F, G	+55°C (+131°F)	T4A	IP67
	Class III	N/A	N/A	IP67
2' - 120w/150w 4' - 240w/300w	Class I Division 2 Groups A, B, C, D	40°C ~ +55°C (-40°F ~ +131°F)	T3C	IP67

## KEY FEATURES & BENEFITS

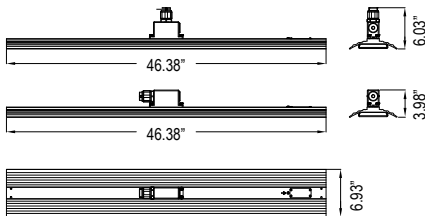
- SMD - driver on board LED technology for enhanced reliability and thermal resistance.
- Crush resistant with high impact resistance.
- Marine grade housing / salt water spray resistant.
- High-level protection with IP67 and NEMA 6 ratings, ideal for hazardous locations.
- Atmospheric pressure tolerance up to 32.8 ft (10 m) depth.

## DIMENSIONS & WEIGHT

Configuration	2' lbs	4' lbs
Without Mount	12.1 lb	29.3 lb
w/ Brackets (AB)	12.8 lb	30.8 lb
w/ Street Type (STM)	15.4 lb	37.4 lb
w/ 25° Stanchion (2SM)	N/A	31.9 lb
w/ 90° Stanchion (9SM)	N/A	32.1 lb
w/ U Bracket (U)	N/A	33.1 lb



CE2-4 = 4' Model



## LUMENS & OPTICS

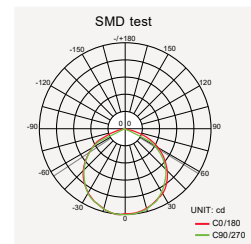
### CE2-2 - 2ft Model

Kelvin	40W	60W
3000K	4,315	6,240
5000K	4,833	6,688
6000K	N/A	N/A
	120W	150W
3000K	10,800	13,500
5000K	N/A	N/A
6000K	12,000	15,000

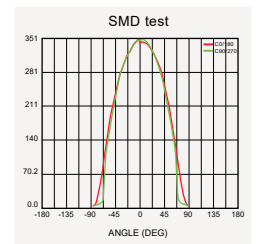
### CE2-4 - 4ft Model

Kelvin	40W	80W	
3000K	4,315	8,614	
5000K	4,833	9,414	
6000K	N/A	N/A	
	120W	240W	300W
3000K	12,960	21,600	27,000
5000K	14,180	N/A	N/A
6000K	N/A	24,000	30,000

Polar Luminous & Intensity Distribution



Luminous & Intensity Distribution Diagram



## ORDERING INFORMATION

### ORDERING GUIDE

Series	Wattage	Voltage	CCT	Mounting	Accessory
CE2-2	4 = 40W	LV1 = 120 VAC	S = 3000K	AB = Adjustable Bracket STM = Street Type Tube Mount 2SM = 25° Stanchion Mount (4' models only) 9SM = 90° Stanchion Mount (4' models only) U = "U" Bracket (4' models only)	JB = Junction Box FC = Fluorocarbon Coating SD = Standard: 304SS-Stainless Steel Bracket & Hardware UG = Upgrade: 316SS-316 Stainless Steel
	6 = 60W	LV2 = 277 VAC	C = 5000K		
	12 = 120W	LV1 = 120 VAC	S = 3000K		
	15 = 150W	LV2 = 277 VAC	K = 6000K		
CE2-4	4 = 40W	LV1 = 120 VAC	S = 3000K		
	8 = 80W	LV2 = 277 VAC	C = 5000K		
	12 = 120W	HV1 = 480VAC (80W only)	S = 3000K		
	24 = 240W	LV1 = 120 VAC	S = 3000K		
	30 = 300W	LV2 = 277 VAC	K = 6000K		



877-234-8460 | info@fmelighting.com

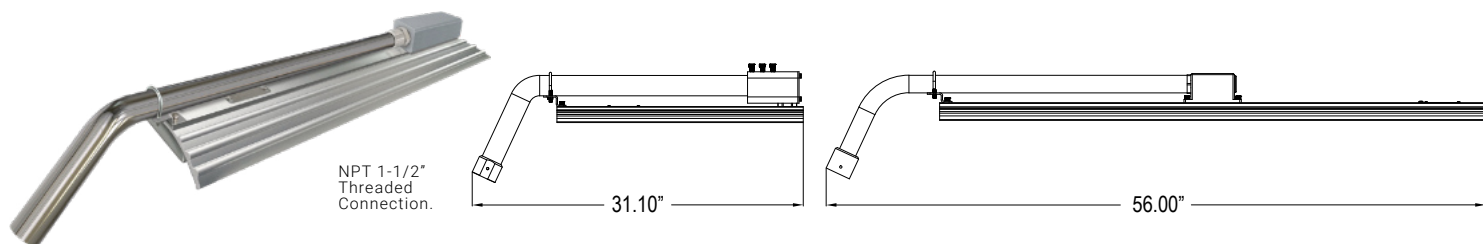
Specifications and dimensions subject to change without notice.

### MOUNTING OPTIONS

#### AB - Adjustable Bracket - 9 Positions (2' and 4' models)



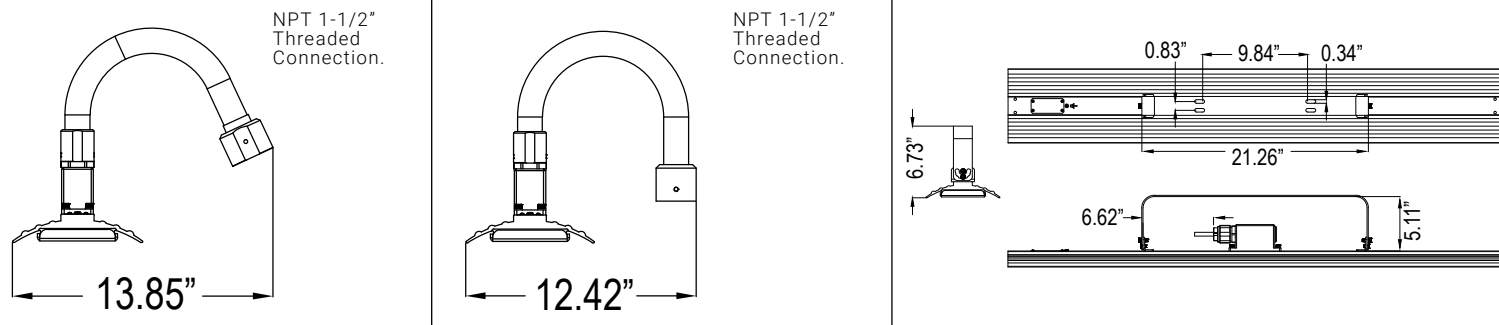
#### STM- Street Type Tube Mount (2' and 4' models)



#### ZSM - 25° Stanchion Mount (4' models only)

#### 9SM - 90° Stanchion Mount (4' models only)

#### U - "U" Bracket (4' models only)



### HIGH AMBIENT TEMPERATURE APPLICATIONS

#### Non-Hazardous Location Applications - Temperature / Warranty Information

Some models of this light are rated for high ambient temperature operation in non-hazardous locations.

In hazardous locations, the lights **MUST** be operated within the UL rated temperature range detailed in the Class/Division/Temperature chart above. Warranty limitations apply to high ambient temp. operation.

Models	Max Ambient Temp	Warranty
40w 120/277vAC	100°C (212°F)	1 Year Limited Warranty
60w 120/277vAC, 80w 120/277/480vAC	85°C (185°F)	2 Year Limited Warranty
All Models	65°C (149°F)	5 Year Limited Warranty



## KEY FEATURES AND BENEFITS

The OPEB series junction box intend to be used or explosive atmospheres. For general wiring in hazardous locations. Copper free aluminum enclosure.

- Ex d type flameproof enclosure.
- Four types of enclosures available.
- The degree of protection is IP66.

## SPECIFICATIONS

Model	Terminal Spec
OPEB	2.5mm <sup>2</sup> / 24A
	2.5mm <sup>2</sup> / 24A
	4mm <sup>2</sup> / 27A

Number of Terminal Block	Cable Entry Spec	Cable Entry Amount
Max. 4	¾" NPT / M25x1.5	Max.5

- Certification For OPEB Series Junction Box**
- Class I, Division 1, Groups A, B, C and D
  - Class I, Division 2, Groups A, B, C and D
  - Class II, Division 1, Groups E, F and G
  - Class II, Division 2, Groups F and G
  - Class III

**Rated Voltage** Max.800VAC  
**Rated Current** 24A, 32A, 41A

- Ambient Temperature**
- Type A, B, C, D, E, F: Threaded joints
  - Type KB1: Flanged and threaded joints

## DIMENSIONS

