



CRD Conveyor Series

The highly reliable, proven conveyor light

Conveyor Master is designed to provide the most energy-efficient illuminating industrial conveyors and walkways, capable of delivering minimum of 51 lux with an average of 85 lux when spaced as far as 15m apart with a typical installation height of 3m.

Raising the bar of performance and efficiency for industrial conveyor and walkway lighting.

The robust unibody design is both lightweight and versatile with the flexibility to fit many industry standard spigot mount installations. Optional in-built daylight sensor will perform automatic switched between day and night modes to substantially decrease power consumption. Also available in Wildlife / Turtle Friendly Amber, and Green eye wash.

Designed for use in:

- Conveyors
- Walkway
- Stairwells
- Stacker / Reclaimers
- Pedestrian Access Ways
- Campsite Area Lighting
- General Area Lighting
- Tunnels
- Bulkheads

INTEGRAL EM-PACK

GREEN EYEWASH

AMBER

5
YR

WARRANTY

66

IP RATING

08

IK RATING

70/80

CRI

140-150

LM/W





Push the light further than ever before

The Conveyor Master is designed to achieve a uniform quality of light, 51 lux over the 15 metre spacing area.

Solid body design

- Resistant to Vibration
- IP66 / IK08
- Chemical Resistant
- High Pressure Washable
- Unaffected by Severe Temperature Variations
- Hinge instructure easier wiring and maintenance



OPTIONAL PARTS

NEMA SOCKET



Photocell



SHORTING CAP




20KV SPD OPTION



12-24V DC



EMERGENCY (5W, 180mins)



GREEN EYEWASH



Eyewash Station

AMBER



Turtle Friendly

MODEL	POWER	LUMENS	INPUT	BATTERY	CCT / COLOUR
STANDARD SERIES					
CRD CONVEYOR SERIES 48W	48W	6960	AC	Built in	3000K-6500K
CRD CONVEYOR SERIES 70W	70W	10150	AC	Built in	
CRD CONVEYOR SERIES 48W-A	48W	-	AC	Built in	Amber
CRD CONVEYOR SERIES 48W-G	70W	-	AC	Built in	Green

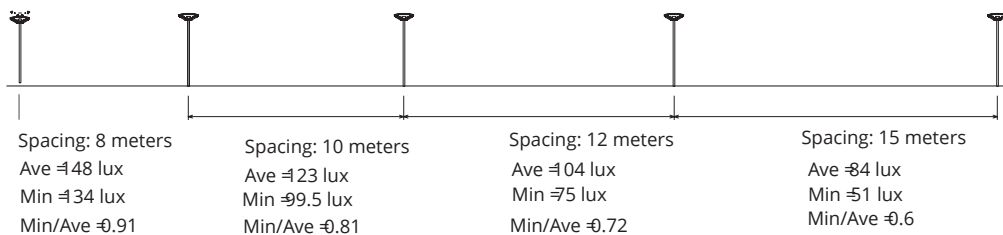
Luminous Efficacy	140-150lm/W(CRI 70)		135-140lm/W(CRI 80)
AC Input	9 0 - 305 VAC (EM: 220-240V AC)	Mounting Option	Horizontal And Vertical Spigot Mount
DC Input	12 - 24 VDC	CRI	>70 (Optional >80)
LED Chip	Lumileds Amber : Green	IK and IP Rating	IK08 IP66
Battery	5W 3H Battery (only EM Models)	Cable / Gland	M16
CCT/Colour	3000K-6500K / Amber / Green	Body	Black Aluminum Alloy PC Lens Glass Cover
Operating Temp	-30°C ~ +50°C	Weight (kg)	5.6 (Standard range) / 5.9 (Emergency range)
Input Surge Protection	20kV SPD(optional)	Size (mm)	290x394.8x151.8
PF	>0.95	Lifespan	>50,000 H
Intelligent Controls (Optional)	DALI Control / Photocell	Warranty	5 Years (3 Years battery)

SPACINGS

PNQ-CVY70W MODEL(CRI 80)

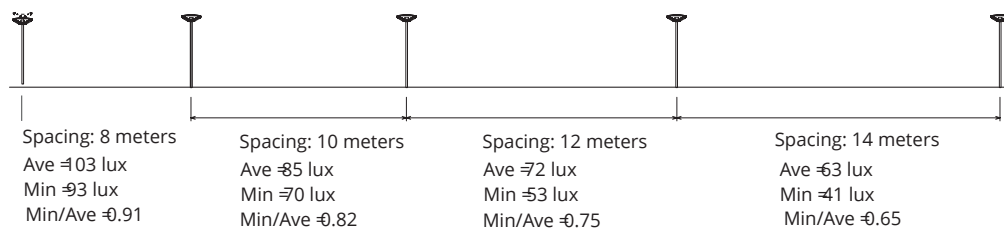
Drawing not to scale

Height: 3m Maintenance Factor: 0.7
Walkway Width: 1m



PNQ-CVY48W MODEL(CRI 80)

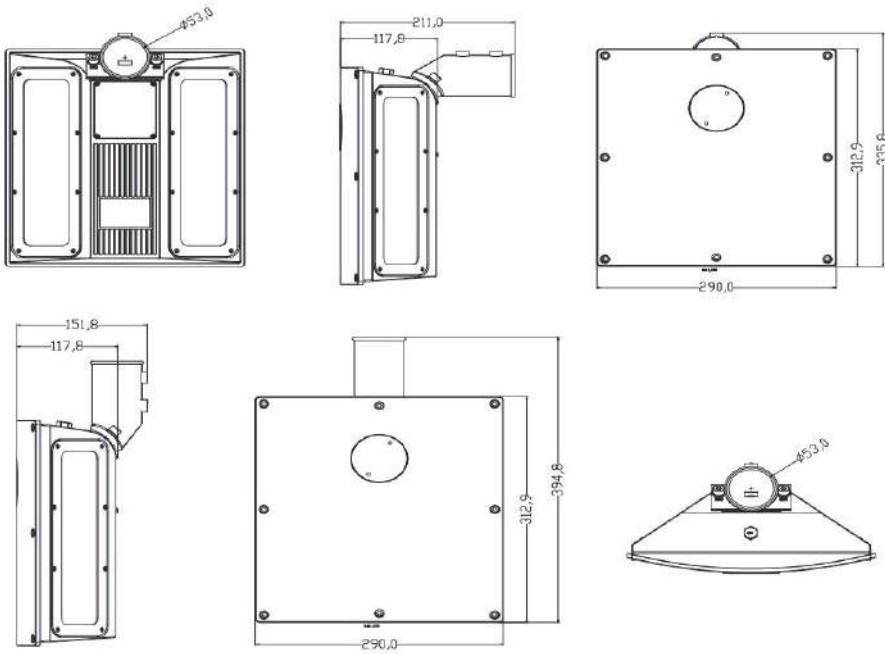
Height: 3m Maintenance Factor: 0.7
Walkway Width: 1m



70W

DIMENSIONS

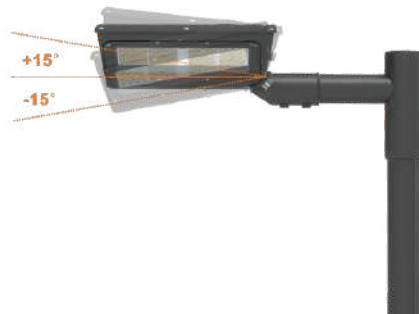
Conveyor Master Luminaire



MOUNTING



Vertical Mounting

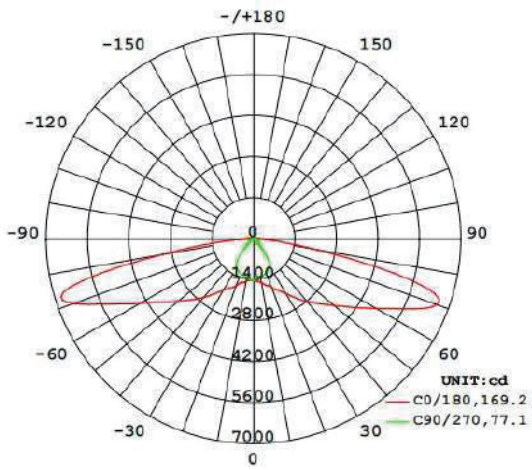


Angle can be adjusted



Horizontal Mounting

POLAR DISTRIBUTION



APPLICATION

