

Project:	
Type:	
Catalog # :	

FME Lighting | 877 - 234 - 8460 | info@fmelighting.com



SPECIFICATIONS

VOLTAGE	AC100-277V
COLOR TEMP	3000K/4000K/5000K/6500K Kelvin
AMBIENT TEMP	T5: -40°C to +40°C (-40°F to +104°F) T4: -40°C to +55°C (-40°F to +131°F)
CRI	>70
LED LIFESPAN	L70> 150,000 Operation Hours @ 55°C
EMERGENCY TIME	1.5 hours
PROTECTION	IP66 / IK10
DIMMING	0-10V Dimmable
WARRANTY	5 Year Limited Warranty

CERTIFICATIONS / RATINGS

- Class I Division 2
Groups A, B, C, D
- Class I, Zone 2
Group IIC
- UL 844 Testing: Standard
- UL 924 Emergency Lighting
- CSA C22.2#141-15, Ed.5
- CSA C22.2#137:2018 Ed.2
- II 2 G Ex eb mb IIC T6...T4 Gb
- II 2 D Ex tb IIIC T80°C...T120°C Db

KEY FEATURES

- The XF Series LED fixture offers a linear design, perfect for marine and hazardous environments.
- 5 different sizes to suit various application needs.
- Designed to withstand moisture, dirt, dust, corrosion, and vibration, ensuring durability in challenging conditions.
- Suitable for locations prone to wind, water, snow, or high ambient conditions.
- Diverse applications such as power plants, industrial storage, paper mills, wastewater treatment, loading docks, offshore sites, chemical processing, coal mining, and food and alcohol industries.

XF 1 - 15.63" Length

WATTAGE	20W
DIMENSIONS (L,W,H)	397 x 140 x 95mm

XF 2 - 27.44" Length

WATTAGE	20/40/50W
DIMENSIONS (L,W,H)	697 x 140 x 95mm

XF 3 - 39.26" Length

WATTAGE	20/40/50/60/70W
DIMENSIONS (L,W,H)	997 x 140 x 95mm

XF 4 - 51.06" Length

WATTAGE	20/40/50/60/70/80W
DIMENSIONS (L,W,H)	1297 x 140 x 95mm

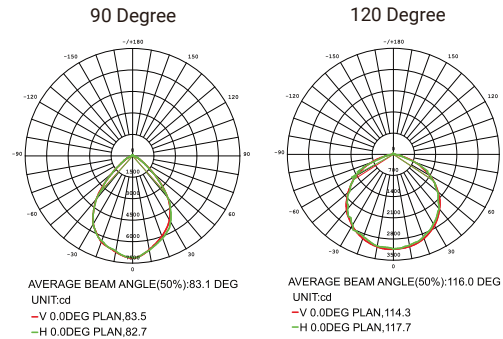
XF 5 - 62.87" Length

WATTAGE	20/40/50/60/70/80/90/100W
DIMENSIONS (L,W,H)	1597 x 140 x 95mm

LUMENS & OPTICS

Model	Lumens per Watt
XF	120-140lm/W
Beam Angle : 40°/60°/90°/120°	

Model	Output
XF 1	2,400lm-4,200lm
XF 2	2,400lm-7,000lm
XF 3	2,400lm-9,800lm
XF 4	2,400lm-11,200lm
XF 5	2,400lm-14,000lm



ORDERING INFORMATION

ORDERING GUIDE

Series	Housing Length	Wattage	CCT	Dimming	Beam Angle	Mounting	Emergency	
XF	1 = 15.63"	2 = 20W	S = 3000K	D = Dimmable	W = 40°	WM = Wall Mount: Standard HM = Hook Mount PL = Pole Mount	E = Emergency mode	
		4 = 40W	I = 4000K	ND = Non-dimming	X = 60°			
		5 = 50W	C = 5000K		Y = 90°			
	2 = 27.44"	2 = 20W	5 = 50W	K = 6500K				Z = 120°
		4 = 40W	6 = 60W					
		7 = 70W						
	3 = 39.26"	2 = 20W	6 = 60W					
		4 = 40W	7 = 70W					
		5 = 50W	8 = 80W					
	4 = 51.06"	2 = 20W	6 = 60W					
		4 = 40W	7 = 70W					
		5 = 50W	8 = 80W					
	5 = 62.87"	2 = 20W	6 = 60W					
		4 = 40W	7 = 70W					
		5 = 50W	8 = 80W					
9 = 90W								
		10 = 100W						

SPECIFICATIONS DETAILS

Electrical

Specification	XF-1	XF-2	XF-3
Rated Power	20W	20W/40W/50W	20W/40W/50W/60W/70W
Input Voltage	AC100-277V	AC100-277V	AC100-277V
Input Frequency	50/60Hz	50/60Hz	50/60Hz
Emergency Time (Optional)	1.5 hours	1.5 hours	1.5 hours

Specification	XF-4	XF-5
Rated Power	20W/40W/50W/60W/70W/80W	20W/40W/50W/60W/70W/80W/90W/100W
Input Voltage	AC100-277V	AC100-277V
Input Frequency	50/60Hz	50/60Hz
Emergency Time (Optional)	1.5 hours	1.5 hours



1-METER CORD INCLUDED, Standard is a single end feed

Optical

Specification	XF-1	XF-2	XF-3
Lumen Output	2,400lm-4,200lm	2,400lm-7,000lm	2,400lm-9,800lm
Lumens Per Watt	120-140lm/W	120-140lm/W	120-140lm/W
Beam Angle	40°/60°/90°/120°	40°/60°/90°/120°	40°/60°/90°/120°
CCT	3000K-5000K	3000K-5000K	3000K-5000K
CRI	> 70	> 70	> 70
Dimming	0-10V dimming	0-10V dimming	0-10V dimming

Specification	XF-4	XF-5
Lumen Output	2,400lm-11,200lm	2,400lm-14,000lm
Lumens Per Watt	120-140lm/W	120-140lm/W
Beam Angle	40°/60°/90°/120°	40°/60°/90°/120°
CCT	3000K-5000K	3000K-5000K
CRI	> 70	> 70
Dimming	0-10V dimming	0-10V dimming



Option: Fixture Comes With Through Feed.

Environmental

Specification	XF-1	XF-2	XF-3
Ambient Operating Temperature	T5: -40°C to +40°C (-40°F to +104°F) T4: -40°C to +55°C (-40°F to +131°F)	T5: -40°C to +40°C (-40°F to +104°F) T4: -40°C to +55°C (-40°F to +131°F)	T5: -40°C to +40°C (-40°F to +104°F) T4: -40°C to +55°C (-40°F to +131°F)

Specification	XF-4	XF-5
Ambient Operating Temperature	T5: -40°C to +40°C (-40°F to +104°F) T4: -40°C to +55°C (-40°F to +131°F)	T5: -40°C to +40°C (-40°F to +104°F) T4: -40°C to +55°C (-40°F to +131°F)

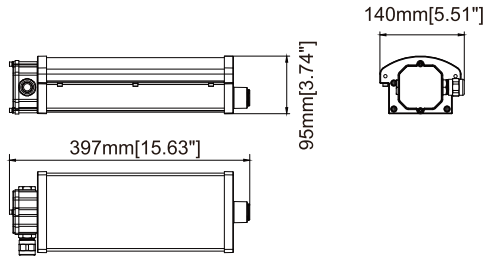
Mechanical

Specification	XF-1	XF-2	XF-3
Protection	IP66/IK10	IP66/IK10	IP66/IK10
Mounting	Pole, Hook, Wall	Pole, Hook, Wall	Pole, Hook, Wall

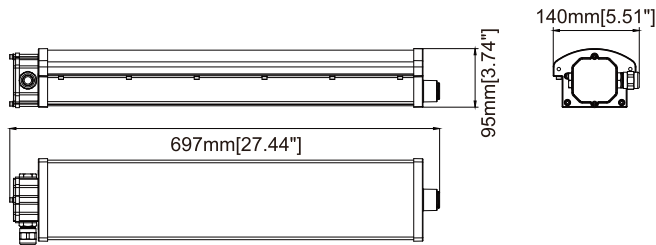
Specification	XF-4	XF-5
Protection	IP66/IK10	IP66/IK10
Mounting	Pole, Hook, Wall	Pole, Hook, Wall

DIMENSIONS

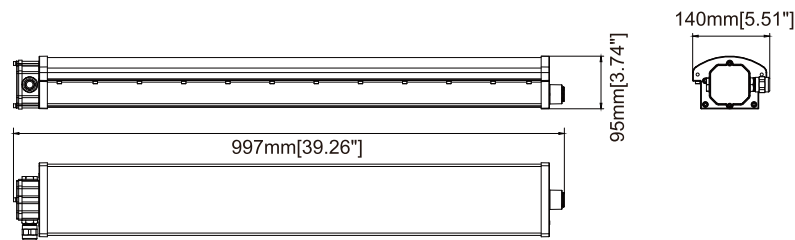
XF-1



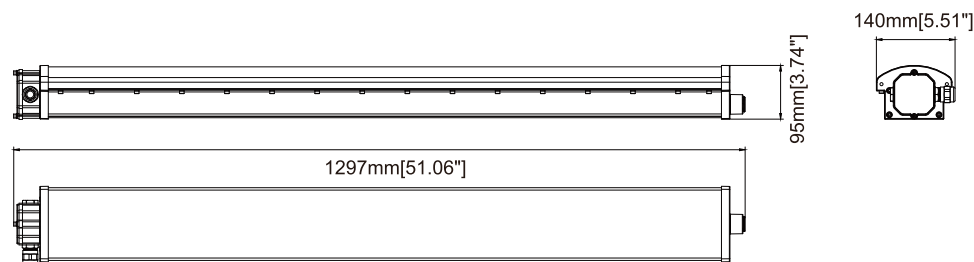
XF-2



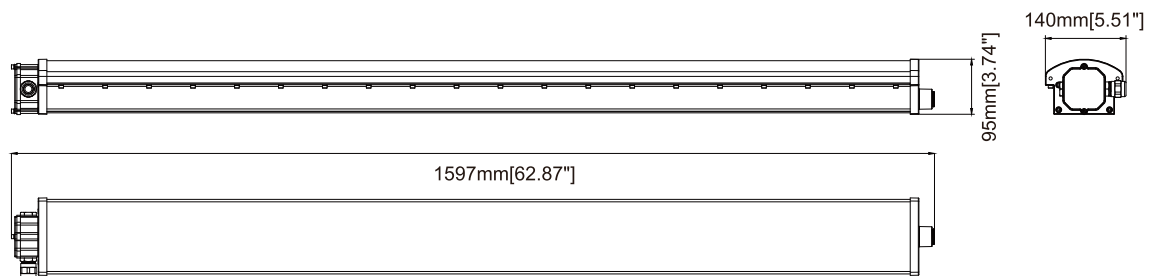
XF-3



XF-4



XF-5



Packing Information

Model	Net Weight (Product)	Product Dimensions (LxWxH)	Quantity/ Carton	Gross Weight	Package Dimensions (LxWxH)
XF2	4.1kg/9.04lb	697x140x95mm/ 27.44x5.51x3.74inch	1 pc	5.8kg/12.78lb	710x210x150mm/ 27.95x8.26x5.91inch
XF4	7.23kg/15.94lb	1297x140x95mm/ 51.06x5.51x3.74inch	1 pc	8.03kg/17.70lb	1330x187x151mm/ 52.36x7.36x5.94inch
XF5	-	1597x140x95mm/ 62.87x5.51x3.74inch	1 pc	-	1610x210x150mm/ 63.38x8.27x5.91inch