

# JJ-1 SERIES

LED VAPOR PROOF JELLY JAR



Project:	
Type:	
Catalog #:	



## DESCRIPTION

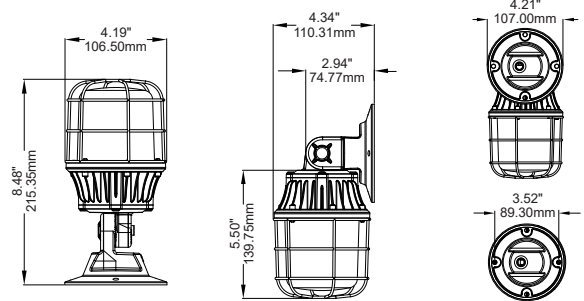
JJ-1 Series LED Vapor-Proof Jelly Jar is a rugged LED fixture built to match the appearance of the traditional Jelly Jar fixtures. The advanced LED technology, easily replaces the traditional incandescent & CFL fixture for wet and damp applications. Constructed with cast aluminum housing and stainless steel guards, with a polycarbonate frosted diffuser. Available in two different mounting options: ceiling and wall, 65% energy saving and reduce maintenance cost for up to 50,000+ average life hours.

## KEY FEATURE

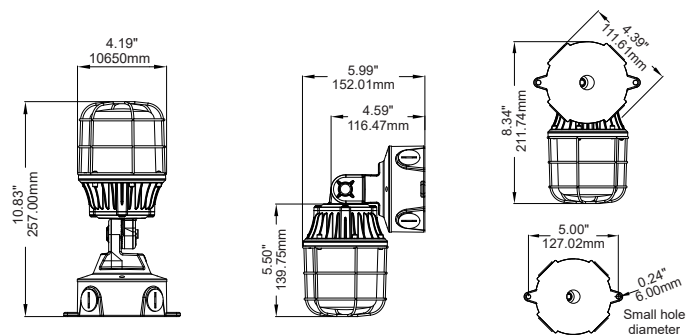
- LED integrated design for quick installation, reduce maintenance
- IP65 vapor tight design keeps out dust, moisture and water
- Rugged cast aluminum housing with powder coated
- Stainless steel wire guard, shatter, impact and corrosion resistant
- Polycarbonate frosted diffuser provides you glare-free light
- High efficiency with 110 lumen per watt
- High reliable LED driver with integral 4kV surge protection
- Available in ceiling and wall mounting, 0~90° lighting angle adjustable
- Suitable to install on most existing universal junction box
- Optional junction box with four 3/4" conduit entries for easy wiring
- Optional dusk to dawn with integrated photocell
- >50,000 hours lifespan, offer 5 years warranty
- ETL/cETL/CE/RoHS approved



Unit: inch/mm



Without junction box



Supplied with junction box

Item NO.	Watt	Total Lumens	Beam Angle	LED Brand	CCT	Input Voltage	Lens Material	Surge Protection	Power Factor	IP Rating
JJ-1* JJ1-J (junction box)*	20W	2200LM± 10%	360°	Everlight	3000K 4000K 5000K 6500K	AC100~277V 50/60Hz	Polycarbonate frosted	4KV	>0.9	IP65

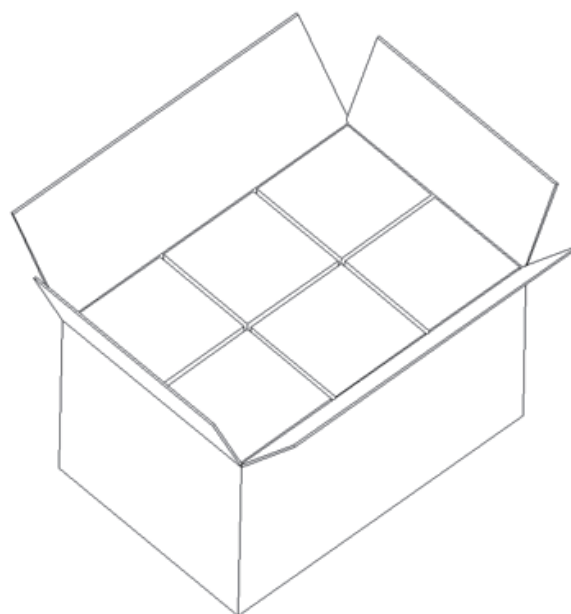

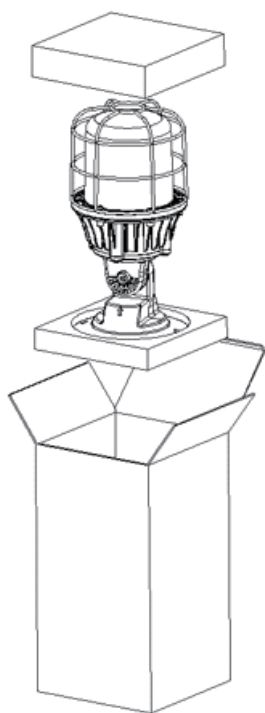
\*6pc minimum order.

FME Lighting | 877-234-8460 | [info@fmelighting.com](mailto:info@fmelighting.com)

Specifications and dimensions subject to change without notice.

### PACKING

Accessories	Net Weight	Qty/CTN	Carton Size	Gross Weight
Without junction box	0.70kg/pc	6 pieces	L405*W275*H255mm	6.20kg
Supplied with junction box	0.85kg/pc	6 pieces	L405*W275*H295mm	6.35kg



### INSTALLATION INSTRUCTION

#### CAUTION!

The individual user should determine prior to use whether this device is suitable, adequate or safe for the use intended. Since individual applications are subject to great variation, the manufacturer makes no representation or warranty as to suitability or fitness of these devices for any specific application.

1. This product within the input voltage range: 100-277V,50/60Hz.
2. If input voltage exceeds this range, it may cause the lamp failure. Please be sure to operate under correct input voltage.
3. Ensure ambient operating temperature of -35C° -55C°.
4. Using this product in temperatures outside of this range will reduce the product lifespan.
5. Make sure to turn off power before starting the installation process.
6. IP rating of Ip65, can work under damp/wet locations.
7. Please keep the product away from any corrosive substance. When you clean it, please use damp or dry cloth.

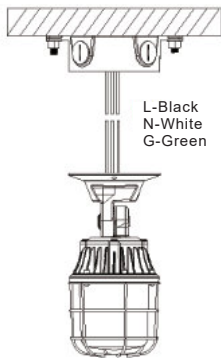
#### WARNING!

This fixture is designed for installation in general Non-Hazardous locations in accordance with the National Electrical Code and applicable local electrical codes.

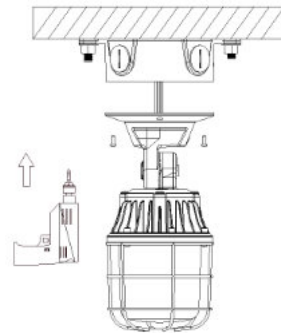
### INSTALLATION STEPS

#### WITHOUT JUNCTION BOX

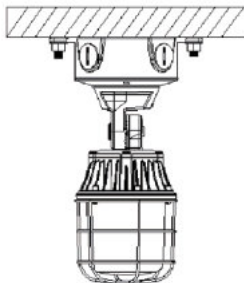
1. Connect the wires of the light fixture to existing junction box.



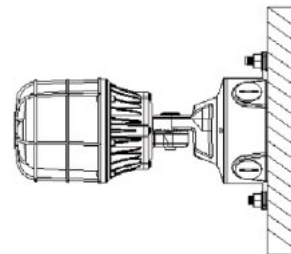
2. Screw the fixture back to the junction box by M4\*10 screws.



3. Installation is completed



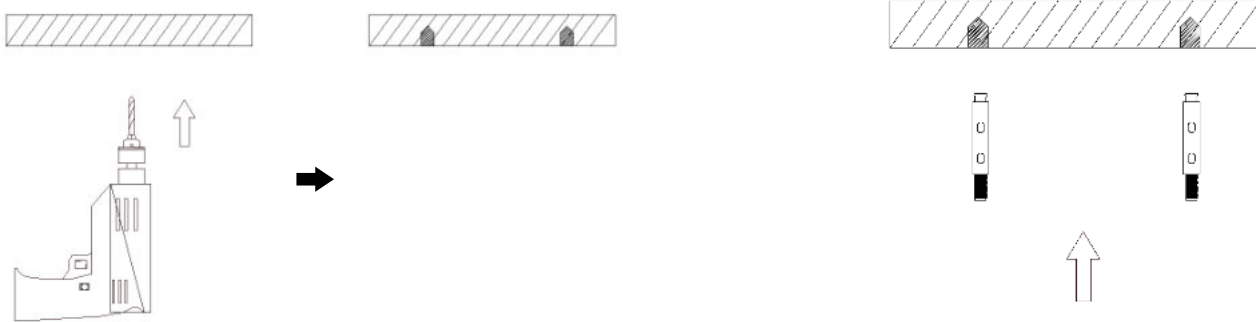
Ceiling Mounted



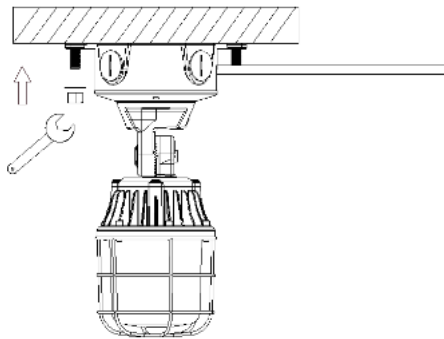
Wall Mounted

### SUPPLIED WITH JUNCTION BOX

1. Select a mounting location and drill  $\Phi 6\text{mm}$  holes on the wall
2. Use iron expansion screw for securing to solid structures.



3. Mount the light fixture to the installed screw and fix it with gasket and nut tightly by adjustable wrench



4. Connect the wiring, refer to the wiring layout, installation is completed

