


Project:	
Type:	
Catalog # :	

FME Lighting | 877 - 234 - 8460 | info@fmelighting.com



IP43



SPECIFICATIONS

Mounting

Surface mounts underneath cabinets. Knockouts on both ends permit continuous fixture mounting.

Lens

One piece, vandal resistant, .156 in., UV stabilized, prismatic polycarbonate lens.

Housing

18 gauge cold rolled steel, die formed to shape with seams welded and ground smooth. Aluminum and stainless steel available.

Finish

Polyester powder-coated after phosphate pretreatment for superior adhesion and corrosion resistance. Aluminum and stainless steel available.

Hardware

Stainless steel, tamper-proof fasteners.

Driver

0-10Vdc dimming, Range 1%-100%, Factory programmable
-40C Min. starting temperature, 0.9 PF, >20% THD

Wiring

Driver provided with pre-wired 3-wire self-aligning input power quick disconnect and 2-wire quick disconnect to LED module.

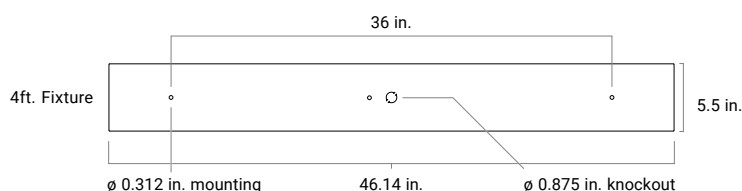
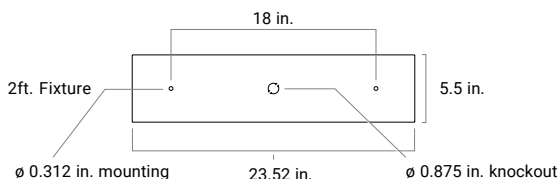
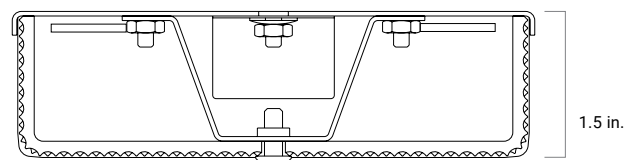
Certifications

UL Listed damp or wet location. IP43 rated.
Covered ceilings only.
5 Year Limited Warranty

KEY FEATURES

- Designed for under-cabinet lighting in high-abuse environments.
- UL listed for wet locations in covered ceilings only
- 2ft and 4ft options.

DIMENSIONS



ORDERING INFORMATION

ORDERING GUIDE

Series	Size	Voltage	CCT	Finish	Fasteners	UL Listing	Options
HLS	A = 2ft B = 4ft	LV = 120V, 60Hz HV = 277V, 60Hz V = Variable, 120-277V, 50/60Hz	S = 3500K I = 4000K C = 5000K	S = Brushed stainless steel W = White	AP = Stainless steel allen head with pin TP = Stainless steel torx head with pin PH = Phillips, non-security	D = Damp location W = Wet location	SO = Specified output* 2C = Two-circuit wired CU = Canadian UL Listing FH = Fuse and holder SW = Switch

*Indicated as SO(xx/xxxx). Specified output, Input watts / delivered lumens to be determined based on specified requirements.