


ADMPNL1X4-40W 40 Watt 1x4 Ultra-Thin Edge-Lit LED Panel



Project:	
Type:	
Catalog #:	

STANDARD



The ultra-thin, edge-lit LED panel (ADMPNL) series is designed to deliver general ambient lighting in a variety of indoor settings, including schools, offices, hospitals and stores, and is the perfect choice for both new construction and retrofits. This high-efficacy luminaire provides long-life and uniform illumination, as well as standard 0-10 vdc dimming capability.

FEATURES

- Available in 3000k (warm white), 4000k (neutral white) and 5000k (cool white) color temperatures.*
- Long-life LEDs provide 56,000 hours of operation with at least 70% of initial lumen output (L_{70}).**
- Provides 4,070 luminaire lumens (102 lumens per watt, LPW) at 3000k, 4,149 luminaire lumens (104 LPW) at 4000k, and 4,600 luminaire lumens (115 LPW) at 5000k.*
- Uniform illumination with no visible LED pixilation.
- Universal 120-277 AC voltage (50-60Hz) is standard.
- 0-10vdc dimming capability is standard.
- Power factor > 0.90.
- Total harmonic distortion < 20%.
- Color rendering index > 80.
- Aluminum housing.
- PMMA (polymethyl methacrylate) acrylic lens with light guide panels for optimal light distribution and efficiency.
- Suitable for ambient temperatures from -25°C to 45°C (-13°F to 113°F).
- Easy installation in new construction or retrofit.
- Standard mounting options include recessed mounting in grid ceilings, or suspended mounting using attached hanging brackets. Optional surface mounting requires a surface mounting kit (option SMK).

* Contact factory for other color temperatures and lumen packages.

** L_{70} hours are IES TM-21-11 calculated hours.

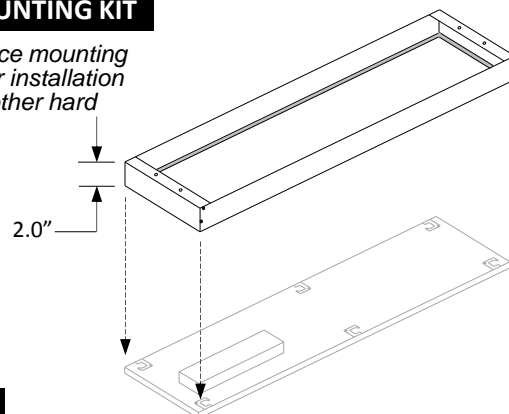


WARRANTY & LISTINGS

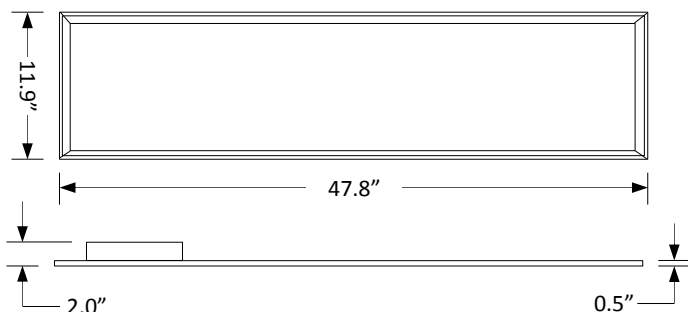
- ETL listed to applicable U.L. standards for damp locations and insulated ceilings (IC-rated).
- DLC approved.
- Complies with FCC Part 15.
- 5-year warranty of all electronics and housing.

SURFACE MOUNTING KIT

- Optional surface mounting kit provides for installation on plaster or other hard ceilings.



DIMENSIONS



Weight: 9 lbs.

ORDERING INFORMATION

Example: ADMPNL1x4-40W-4K-SMK

Model	Luminaire Watts	Color Temperature	Luminaire Lumens	Lumens / Watt	Options
ADMPNL1X4-40W	40	3K = 3000k 4K = 4000k 5K = 5000k	4,070 4,149 4,060	102 104 115	SMK = Surface Mounting Kit

ADMPNL1X4-40W 40 Watt 1x4 Ultra-Thin Edge-Lit LED Panel



ELECTRICAL DATA

Model	Color Temperature	CRI ¹	Luminaire Lumens	Luminaire Watts	Lumens Per Watt	Input Voltage	Input Current (A)			Power Factor	THD ²	L ₇₀ Hours ³
							120V	240V	277V			
ADMPNL1X4-40W-3K	3000k	> 80	4,070	40	102	120-277 (50-60Hz)	0.33	0.17	0.14	> 90%	< 20%	56,000
ADMPNL1X4-40W-4K	4000k	> 80	4,149	40	104	120-277 (50-60Hz)	0.33	0.17	0.14	> 90%	< 20%	56,000
ADMPNL1X4-40W-5K	5000k	> 80	4,600	40	115	120-277 (50-60Hz)	0.33	0.17	0.14	> 90%	< 20%	56,000

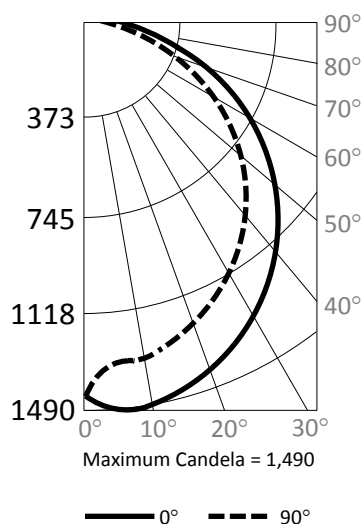
¹ Color rendering index

² Total harmonic distortion

³ L₇₀ refers to the number of hours at which lumen output declines to 70% of the initial level. L₇₀ hours are IES TM-21-11 calculated hours.

PHOTOMETRIC DATA

ADMPNL1X4-40W-4K (4,149 Lumens)



Candlepower Summary

	0°	90°
0°	1,427	1,427
10°	1,445	1,350
20°	1,343	1,296
30°	1,198	1,182
40°	1,011	1,016
50°	790	798
60°	553	563
70°	311	311
80°	96	81
90°	0	0

Zonal Lumen Summary

Zone	Lumens	% Fixture
0° – 10°	35	0.8%
0° – 20°	309	7.4%
0° – 30°	819	19.8%
0° – 40°	1,496	36.1%
0° – 50°	2,247	54.2%
0° – 60°	2,970	71.6%
0° – 70°	3,569	86.0%
0° – 80°	3,971	95.7%
0° – 90°	4,149	100.0%
90° – 180°	0	0.0%
0° – 180°	4,149	100.0%

Cone of Light

