

ADMPNL2X2-32W

Premium Performance 32 Watt 2x2
Ultra-Thin Edge-Lit LED Panel



Project:	
Type:	
Catalog #:	

STANDARD



The premium-performance, ultra-thin, edge-lit LED panel (ADMPNL) series offers industry-leading lumens per watt (LPW), and is *DLC Premium* listed. The ADMPNL is designed to deliver general ambient lighting in a variety of indoor settings, including schools, offices, hospitals and stores, and is the perfect choice for both new construction and retrofits. This high-efficacy luminaire provides long-life and uniform illumination, as well as standard 0-10 vdc dimming capability.

FEATURES

- Available in 3000k (warm white), 3500k (warm/neutral white), 4000k (neutral white) and 5000k (cool white) color temperatures.*
- Long-life LEDs provide 81,000 hours of operation with at least 70% of initial lumen output (L_{70}).^{**}
- Provides 4,003 luminaire lumens (125 lumens per watt, LPW) at 3000k; 4,051 luminaire lumens (127 LPW) at 3500k; 4,081 luminaire lumens (128 LPW) at 4000k, and 4,111 luminaire lumens (128 LPW) at 5000k.*
- Uniform illumination with no visible LED pixilation.
- Universal 120-277 AC voltage (50-60Hz) is standard.
- 0-10vdc dimming capability is standard.
- Power factor > 0.90.
- Total harmonic distortion < 20%.
- Color rendering index > 80.
- Aluminum housing.
- PMMA (polymethyl methacrylate) acrylic lens with light guide panels for optimal light distribution and efficiency.
- Easy installation in new construction or retrofit.
- Standard earthquake clips provide secure installation in grid ceilings.
- Standard mounting options include recessed mounting in grid ceilings, or suspended mounting using attached hanging brackets. For mounting in plaster or other hard ceiling, see Mounting Kits.

* Contact factory for other color temperatures and lumen packages.

^{**} L_{70} hours are IES TM-21-11 calculated hours.



WARRANTY & LISTINGS

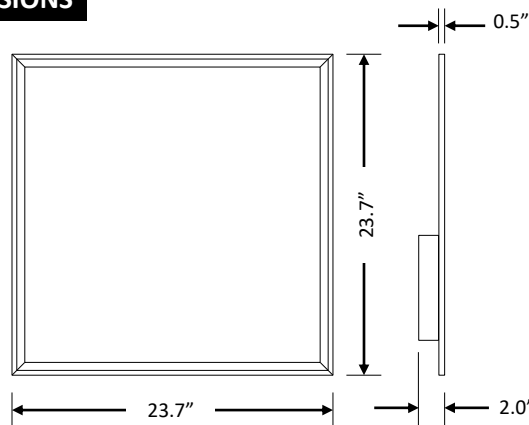
- UL listed for damp locations and insulated ceilings (IC-rated) for use in ambient temperatures from -25°C to 50°C (-13°F to 122°F).
- DLC Premium listed.
- Complies with RoHS (Restriction on Hazardous Substances) requirements.
- Complies with FCC Part 15, part B.
- Complies with IEEE C.62.41, input transient protection (2kV).
- 5-year warranty of all electronics and housing.

MOUNTING KITS

 See below for details

- Optional surface & flange mounting kits provide for installation on plaster or other hard ceilings.
- Optional cable mounting kits provide additional security, as well as suspended mounting.

DIMENSIONS



Weight: 9 1/2 lbs.

ORDERING INFORMATION

Example: ADMPNL22-32W-3KMV-PRM-BES-SMK22 + ADMPNL-EMBRKT

Model	Luminaire Watts	Luminaire Lumens	Lumens/Watt	Color Temperature	Input Voltage	DLC Listing	Options (See below for details)
ADMPNL2X2-32W	32	4,003 4,051 4,081 4,111	125 127 128 128	3K = 3000k 35K = 3500K 4K = 4000k 5K = 5000k	MV = Multi-volt (120-277V)	PRM-BES = DLC Premium	SMK22 = Surface Mounting Kit (2x2) FLANGEKIT22-ET = Flange Mounting Kit (2x2) ADMPNL-CMK = Cable Mounting Kit, Quantity 6, 1 meter long, 1/16" diameter, with spring clips & adjustable, locking ceiling attachment ADMPNL-EMBRKT = Bracket for emergency battery backup unit

ADMPNL2X2-32W

Premium Performance 32 Watt 2x2
Ultra-Thin Edge-Lit LED Panel



ELECTRICAL DATA

Model	Color Temp.	CRI ¹	Luminaire Lumens	Luminaire Watts	Lumens Per Watt	Input Voltage ²	Input Current (A)			Power Factor	THD ³	L ₇₀ Hours ⁴
							120V	240V	277V			
ADMPNL2X2-32W-3KMV-PRM-BES	3000k	> 80	4,003	32	125	120-277	0.27	0.13	0.12	> 90%	< 20%	81,000
ADMPNL2X2-32W-35KMV-PRM-BES	3500k	> 80	4,051	32	127	120-277	0.27	0.13	0.12	> 90%	< 20%	81,000
ADMPNL2X2-32W-4KMV-PRM-BES	4000k	> 80	4,081	32	128	120-277	0.27	0.13	0.12	> 90%	< 20%	81,000
ADMPNL2X2-32W-5KMV-PRM-BES	5000k	> 80	4,111	32	128	120-277	0.27	0.13	0.12	> 90%	< 20%	81,000

¹ Color rendering index.

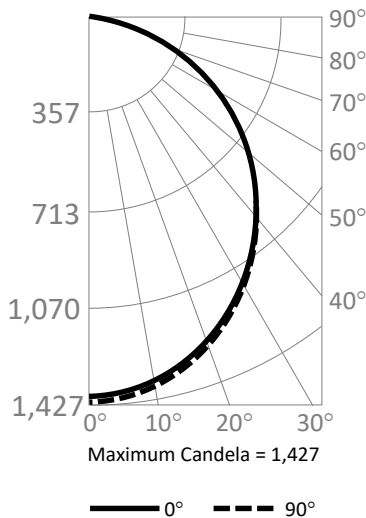
² All 50-60Hz.

³ Total harmonic distortion.

⁴ L₇₀ refers to the number of hours at which lumen output declines to 70% of the initial level. L₇₀ hours are IES TM-21-11 calculated hours.

PHOTOMETRIC DATA

ADMPNL22-32W-5KMV-PRM-BES (4,111 Lumens)



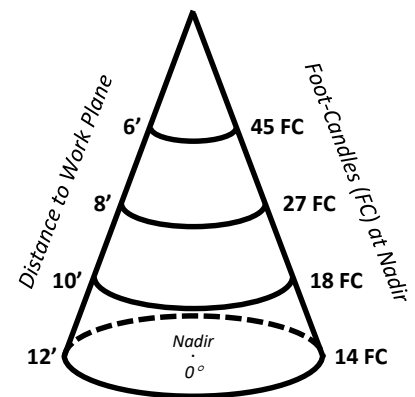
Candlepower Summary

	0°	90°
0°	1,427	1,427
10°	1,385	1,431
20°	1,296	1,363
30°	1,164	1,240
40°	990	1,076
50°	777	880
60°	540	660
70°	292	427
80°	77	189
90°	0	15

Zonal Lumen Summary

Zone	Lumens	% Fixture
0° – 10°	139	3.4%
0° – 20°	536	13.0%
0° – 30°	1,136	27.6%
0° – 40°	1,858	45.2%
0° – 50°	2,601	63.3%
0° – 60°	3,267	79.5%
0° – 70°	3,764	81.6%
0° – 80°	4,038	98.2%
0° – 90°	4,111	100.0%
90° – 180°	0	0.0%
0° – 180°	4,111	100.0%

Cone of Light

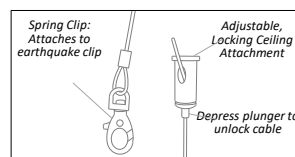
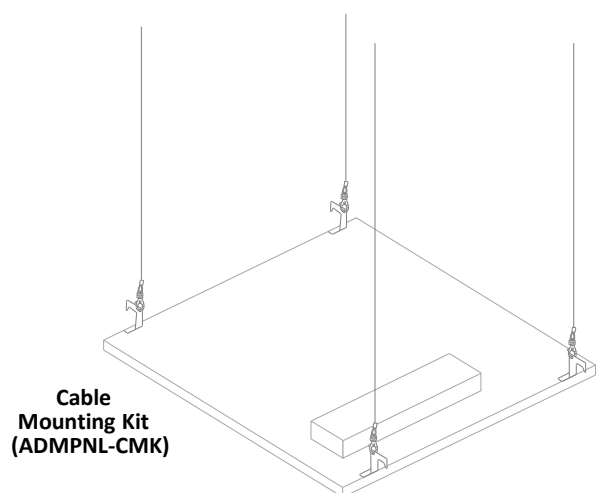
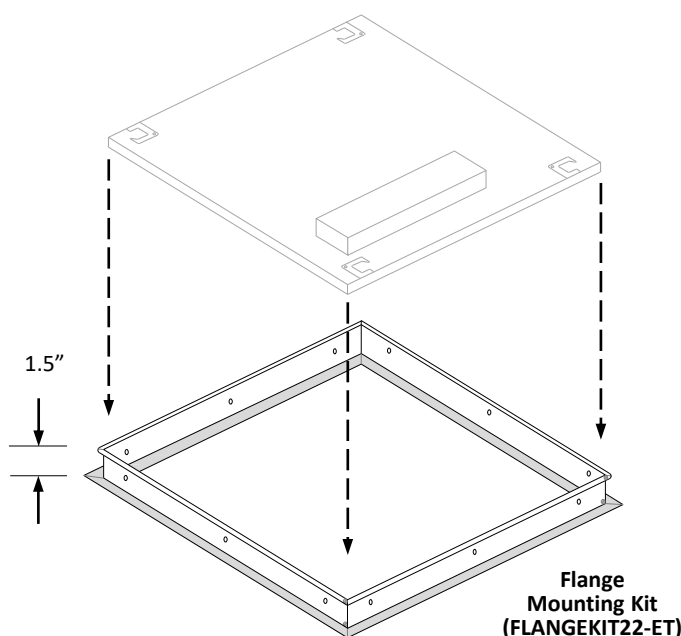
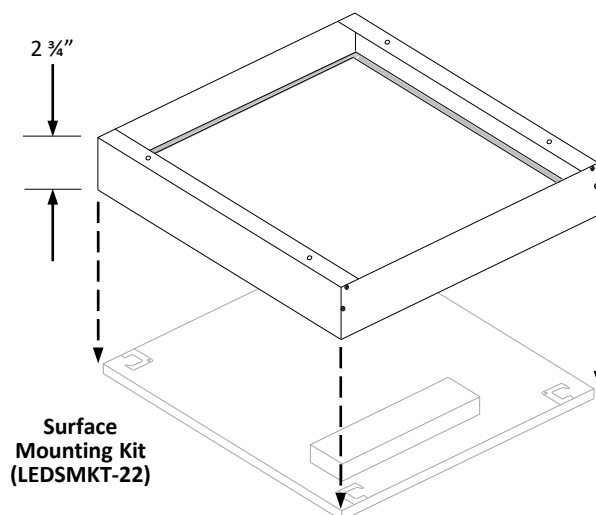


ADMPNL2X2-32W Premium Performance 32 Watt 2x2 Ultra-Thin Edge-Lit LED Panel



OPTIONS

- Optional surface mounting kits (SMK22) mounts below the ceiling.
- Optional flange mounting kits provide for recessed installation on plaster or other hard ceilings. Attach Flange Mount Kit (FLANGEKIT22-ET) to ceiling joists or other stationary structures, and the panel is mounted flush to the ceiling.
- Optional cable mounting kits provide additional security, as well as suspended mounting. Attach one end of the Cable Mount Kit (ADMPNL-CMK) to luminaire earthquake clips using spring clips, and attach the other end to stationary structures using the adjustable, locking ceiling attachment (see picture below right).
- Optional bracket for emergency battery backup unit (ADMPNL-EMBRKT) provides structural support to prevent panels from bending the battery backups are installed.



Cable Mount Kit:

- Spring Clip
- Adjustable, locking ceiling attachment

