


ADMPNL2X2-32W

Premium Performance 32 Watt 2x2
Ultra-Thin Edge-Lit LED Panel



Project:	
Type:	
Catalog #:	



STANDARD



The premium-performance, ultra-thin, edge-lit LED panel (ADMPNL) series offers industry-leading lumens per watt (LPW), and is *DLC Premium* listed. The ADMPNL is designed to deliver general ambient lighting in a variety of indoor settings, including schools, offices, hospitals and stores, and is the perfect choice for both new construction and retrofits. This high-efficacy luminaire provides long-life and uniform illumination, as well as standard 0-10 vdc dimming capability.

FEATURES

- Available in 3000k (warm white), 4000k (neutral white) and 5000k (cool white) color temperatures.*
- Long-life LEDs provide 81,000 hours of operation with at least 70% of initial lumen output (L_{70}).^{**}
- Provides 4,003 luminaire lumens (124 lumens per watt, LPW) at 3000k, 4,081 luminaire lumens (127 LPW) at 4000k, and 4,111 luminaire lumens (129 LPW) at 5000k.*
- Uniform illumination with no visible LED pixilation.
- Universal 120-277 AC voltage (50-60Hz) is standard.
- 0-10vdc dimming capability is standard.
- Power factor > 0.90.
- Total harmonic distortion < 20%.
- Color rendering index > 80.
- Aluminum housing.
- PMMA (polymethyl methacrylate) acrylic lens with light guide panels for optimal light distribution and efficiency.
- Easy installation in new construction or retrofit.
- Standard earthquake clips provide secure installation in grid ceilings.
- Standard mounting options include recessed mounting in grid ceilings, or suspended mounting using attached hanging brackets. Optional surface mounting requires a surface mounting kit (option SMK).

* Contact factory for other color temperatures and lumen packages.

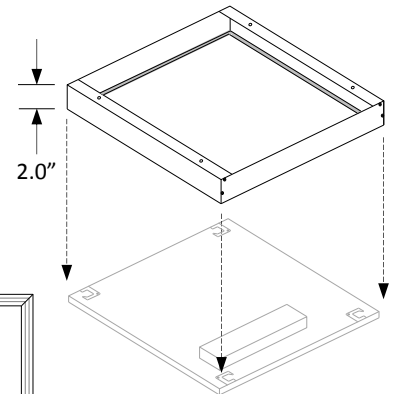
^{**} L_{70} hours are IES TM-21-11 calculated hours.

WARRANTY & LISTINGS

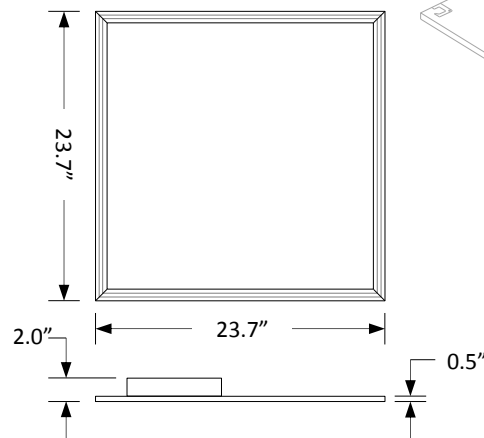
- UL listed for damp locations and insulated ceilings (IC-rated) for use in ambient temperatures from -25°C to 50°C (-13°F to 122°F).
- DLC Premium listed.
- Complies with FCC Part 15, part B.
- 5-year warranty of all electronics and housing.

SURFACE MOUNTING KIT

- Optional surface mounting kit provides for installation on plaster or other hard ceilings.



DIMENSIONS



Weight: 7.6 lbs.

ORDERING INFORMATION

Example: ADMPNL22-32W-3KMV-DLCPRM-BES-SMK

Model	Luminaire Watts	Luminaire Lumens	Lumens/Watt	Color Temperature	Input Voltage	DLC Listing	Options
ADMPNL2X2-32W	32	4,003 4,081 4,111	124 127 129	3K = 3000k 4K = 4000k 5K = 5000k	MV = Multi-volt (120-277V)	DLCPRM-BES = DLC Premium	SMK = Surface Mounting Kit

ADMPNL2X2-32W

Premium Performance 32 Watt 2x2
Ultra-Thin Edge-Lit LED Panel



ELECTRICAL DATA

Model	Color Temp.	CRI ¹	Luminaire Lumens	Luminaire Watts	Lumens Per Watt	Input Voltage ²	Input Current (A)			Power Factor	THD ³	L ₇₀ Hours ⁴
							120V	240V	277V			
ADMPNL2X2-32W-3KMV-DLCPRM-BES	3000k	> 80	4,003	32	124	120-277	0.27	0.13	0.12	> 90%	< 20%	81,000
ADMPNL2X2-32W-4KMV-DLCPRM-BES	4000k	> 80	4,081	32	127	120-277	0.27	0.13	0.12	> 90%	< 20%	81,000
ADMPNL2X2-32W-5KMV-DLCPRM-BES	5000k	> 80	4,111	32	129	120-277	0.27	0.13	0.12	> 90%	< 20%	81,000

¹ Color rendering index.

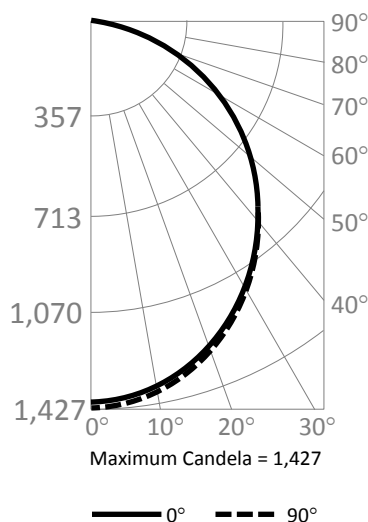
² All 50-60Hz.

³ Total harmonic distortion.

⁴ L₇₀ refers to the number of hours at which lumen output declines to 70% of the initial level. L₇₀ hours are IES TM-21-11 calculated hours.

PHOTOMETRIC DATA

ADMPNL22-32W-5KMV-DLCPRM-BES (4,111 Lumens)



Candlepower Summary

	0°	90°
0°	1,427	1,427
10°	1,385	1,431
20°	1,296	1,363
30°	1,164	1,240
40°	990	1,076
50°	777	880
60°	540	660
70°	292	427
80°	77	189
90°	0	15

Zonal Lumen Summary

Zone	Lumens	% Fixture
0° – 10°	139	3.4%
0° – 20°	536	13.0%
0° – 30°	1,136	27.6%
0° – 40°	1,858	45.2%
0° – 50°	2,601	63.3%
0° – 60°	3,267	79.5%
0° – 70°	3,764	81.6%
0° – 80°	4,038	98.2%
0° – 90°	4,111	100.0%
90° – 180°	0	0.0%
0° – 180°	4,111	100.0%

Cone of Light

