

ADMPNL2X2-40W

40 Watt 2x2 Ultra-Thin Edge-Lit LED Panel



Project:	
Type:	
Catalog #:	

STANDARD



The ultra-thin, edge-lit LED panel (ADMPNL) series is designed to deliver general ambient lighting in a variety of indoor settings, including schools, offices, hospitals and stores, and is the perfect choice for both new construction and retrofits. This high-efficacy luminaire provides long-life and uniform illumination, as well as standard 0-10 vdc dimming capability.

FEATURES

- Available in 3000k (warm white), 3500k (warm/neutral white) 4000k (neutral white) & 5000k (cool white) color temperatures.*
- Long-life LEDs provide 56,000 hours of operation with at least 70% of initial lumen output (L_{70}).^{**}
- Provides 4,078 luminaire lumens (102 lumens per watt, LPW) at 3000k, 4,134 luminaire lumens (103 LPW) at both 3500k and 4000k, and 4,480 luminaire lumens (112 LPW) at 5000k.*
- Uniform illumination with no visible LED pixilation.
- Universal 120-277 AC voltage (50-60Hz) is standard.
- 0-10vdc dimming capability is standard.
- Power factor > 0.90.
- Total harmonic distortion < 20%.
- Color rendering index > 80.
- Aluminum housing.
- Acrylic lens with light guide panels for optimal light distribution and efficiency.
- Easy installation in new construction or retrofit.
- Standard earthquake clips provide secure installation in grid ceilings.
- Standard mounting options include recessed mounting in grid ceilings, or suspended mounting using attached hanging brackets. For mounting in plaster or other hard ceiling, see Mounting Kits.

* Contact factory for other color temperatures and lumen packages.

^{**} L_{70} hours are IES TM-21-11 calculated hours.



WARRANTY & LISTINGS

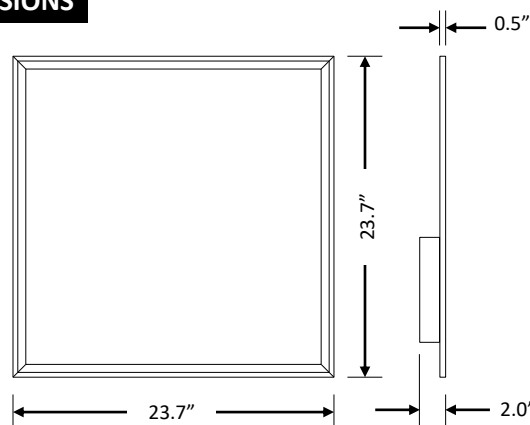
- ETL listed to applicable U.L. standards for damp locations and insulated ceilings (IC-rated). Suitable for ambient temperatures from -25°C to 45°C (-13°F to 113°F).
- DLC standard approved.
- Complies with RoHS (Restriction on Hazardous Substances) requirements.
- Complies with FCC Part 15.
- 5-year warranty of all electronics and housing.

MOUNTING KITS

 See below for details

- Optional Surface Mount Kits (ADMSMKT-22) and Flange Mounting Kits (FLANGEKIT22-ET) provide for installation on plaster or other hard ceilings.
- Optional Cable Mounting Kits (ADMPNL-CMK) provide additional security, as well as suspended mounting.

DIMENSIONS



Weight: 9 ½ lbs.

ORDERING INFORMATION

Example: ADMPNL2X2-40W-3K + ADMSMKT-22 + ADMPNL-EMBRKT

Model	Luminaire Watts	Luminaire Lumens	Lumens/Watt	Color Temperature	Options (Ordered Separately)
ADMPNL2X2-40W	40	4,078	102	3K = 3000k	ADMSMKT-22 = Surface Mounting Kit (2x2) FLANGEKIT22-ET = Flange Mounting Kit (2x2) ADMPNL-CMK = Cable Mounting Kit, Quantity 6, 1 meter long, 1/16" diameter, with spring clips & adjustable, locking ceiling attachment ADMPNL-EMBRKT = Bracket for emergency battery backup unit
		4,134	103	35K = 3500K	
		4,134	103	4K = 4000k	
		4,480	112	5K = 5000k	

FME Lighting | 877-234-8460 | info@fmelighting.com

Specifications and dimensions subject to change without notice.

ADMPNL2X2-40W 40 Watt 2x2 Ultra-Thin Edge-Lit LED Panel



ELECTRICAL DATA

Model	Color Temperature	CRI ¹	Luminaire Lumens	Luminaire Watts	Lumens Per Watt	Input Voltage ²	Input Current (A)			Power Factor	THD ³	L ₇₀ Hours ⁴
							120V	240V	277V			
ADMPNL2X2-40W-3K	3000k	> 80	4,078	40	102	120-277	0.33	0.17	0.14	> 90%	< 20%	56,000
ADMPNL2X2-40W-35K	3500k	> 80	4,134	40	103	120-277	0.33	0.17	0.14	> 90%	< 20%	56,000
ADMPNL2X2-40W-4K	4000k	> 80	4,134	40	103	120-277	0.33	0.17	0.14	> 90%	< 20%	56,000
ADMPNL2X2-40W-5K	5000k	> 80	4,480	40	112	120-277	0.33	0.17	0.14	> 90%	< 20%	56,000

¹ Color rendering index.

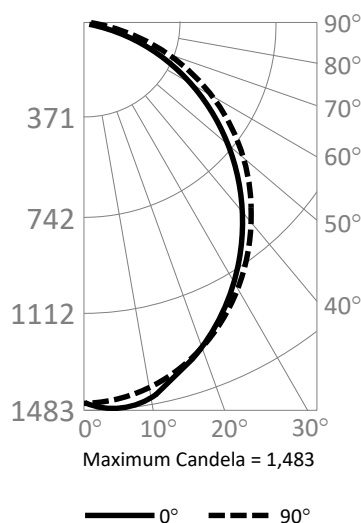
² All 50-60Hz.

³ Total harmonic distortion.

⁴ L₇₀ refers to the number of hours at which lumen output declines to 70% of the initial level. L₇₀ hours are IES TM-21-11 calculated hours.

PHOTOMETRIC DATA

ADMPNL2X2-40W-4K (4,134 Lumens)



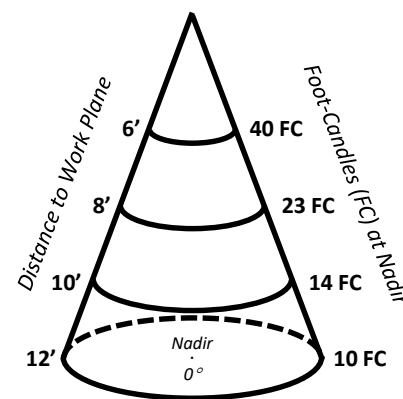
Candlepower Summary

	0°	90°
0°	1,450	1,450
10°	1,414	1,405
20°	1,300	1,322
30°	1,137	1,187
40°	942	1,004
50°	724	783
60°	494	549
70°	266	311
80°	65	93
90°	0	0

Zonal Lumen Summary

Zone	Lumens	% Fixture
0° – 10°	35	0.9%
0° – 20°	311	7.5%
0° – 30°	823	19.9%
0° – 40°	1,500	36.3%
0° – 50°	2,247	54.3%
0° – 60°	2,962	71.6%
0° – 70°	3,552	85.9%
0° – 80°	3,951	95.6%
0° – 90°	4,134	100.0%
90° – 180°	0	0.0%
0° – 180°	4,134	100.0%

Cone of Light

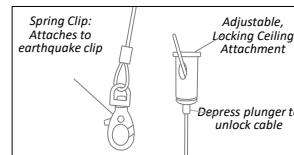
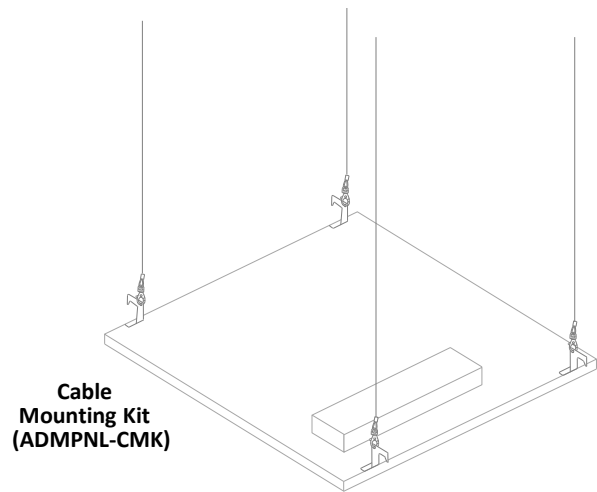
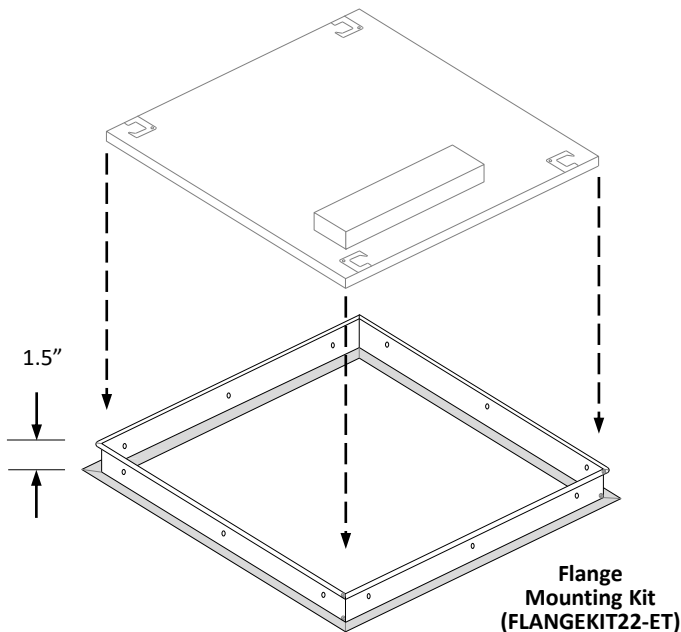
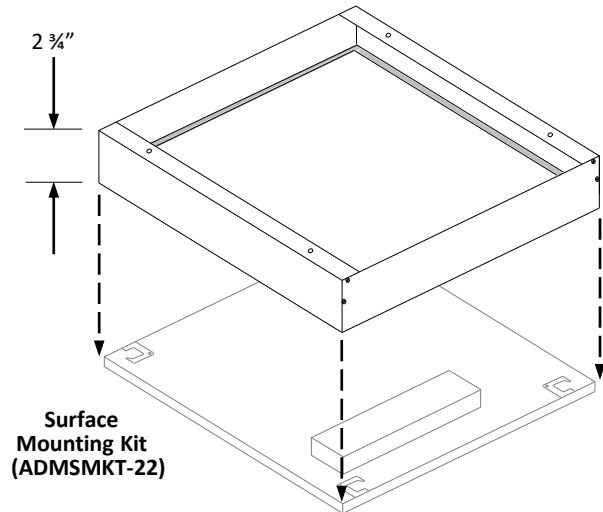


ADMPNL2X2-40W 40 Watt 2x2 Ultra-Thin Edge-Lit LED Panel



OPTIONS

- Optional surface mounting kits (ADMSMKT-22) mounts below the ceiling.
- Optional flange mounting kits provide for recessed installation on plaster or other hard ceilings. Attach Flange Mount Kit (FLANGEKIT22-ET) to ceiling joists or other stationary structures, and the panel is mounted flush to the ceiling.
- Optional cable mounting kits provide additional security, as well as suspended mounting. Attach one end of the Cable Mount Kit (ADMPNL-CMK) to luminaire earthquake clips using spring clips, and attach the other end to stationary structures using the adjustable, locking ceiling attachment (see picture below right).
- Optional bracket for emergency battery backup unit (ADMPNL-EMBRKT) provides structural support to prevent panels from bending when the battery backups are installed.



Cable Mount Kit:

- Spring Clip
- Adjustable, locking ceiling attachment

