

Project:	
Type:	
Catalog #:	



STANDARD



The ultra-thin, edge-lit LED panel (APM-LEDPNL) series is designed to deliver general ambient lighting in a variety of indoor settings, including schools, offices, hospitals and stores and is the perfect choice for both new construction and retrofits. This high-efficacy luminaire provides long-life and uniform illumination, as well as standard 0-10 vdc dimming capability.

FEATURES

- Available in 3000k (warm white), 3500k (warm/neutral white), 4000k (neutral white) & 5000k (cool white) color temperatures.*
- Long-life LEDs provide 96,000 hours of operation with at least 70% of initial lumen output (L_{70}).^{**}
- Provides 4,059 luminaire lumens (99 lumens per watt, LPW) at 3000k, 4,096 luminaire lumens (100 LPW) at 3500k, 4,133 luminaire lumens (101 LPW) at 4000k, and 4,208 luminaire lumens (103 LPW) at 5000k.*
- Uniform illumination with no visible LED pixilation.
- Universal 120-277 AC voltage (50-60Hz) is standard.
- 0-10vdc dimming capability is standard.
- Power factor > 0.90.
- Total harmonic distortion < 20%.
- Color rendering index > 80.
- Aluminum housing.
- PMMA (polymethyl methacrylate) light guide panels for optimal light distribution, efficiency and longevity.
- Easy installation in new construction or retrofit.
- Standard earthquake clips provide secure installation in grid ceilings.
- Standard mounting options include recessed mounting in grid ceilings, or suspended mounting using attached hanging brackets. For mounting in plaster or other hard ceiling, see Mounting Kits.

* Contact factory for other color temperatures and lumen packages.

^{**} L_{70} hours are IES TM-21-11 calculated hours.

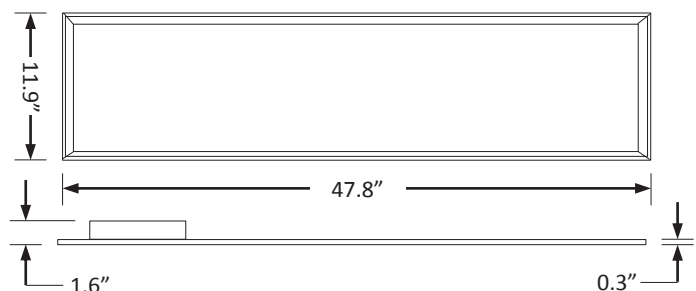
WARRANTY & LISTINGS

- cULus listed for damp locations and insulated ceilings (IC-rated). Suitable for ambient temperatures from -20°C to 40°C (-4°F to 104°F).
- DLC standard approved.
- Complies with RoHS (Restriction on Hazardous Substances) requirements.
- Complies with FCC Part 15, Class B.
- Complies with EN61000-4-5, surge immunity protection (1kV).
- 5-year warranty of all electronics and housing.

MOUNTING KITS

- Optional Surface Mount Kits (LEDSMKT-14) and Flange Mounting Kits (FLANGEKIT14-ET) provide for installation on plaster or other hard ceilings.
- Optional Cable Mounting Kits (LEDPNL-CMK) provide additional security, as well as suspended mounting.

DIMENSIONS



Weight: 6.9 lbs.

ORDERING INFORMATION

APM-1X4-40W-3K-CT + LEDSMKT-14 + LEDPNL-CMK

Model	Luminaire Watts	Luminaire Lumens	Lumens/Watt	Color Temperature	Accessories (Order Separately)
APM-1X4-40W	41	4,059	99	3K-CT = 3000k	LEDSMKT-14 = Surface Mounting Kit (1x4)
		4,096	100	35K-CT = 3500K	FLANGEKIT14-ET = Flange Mounting Kit (1x4)
		4,133	101	4K-CT = 4000k	LEDPNL-CMK = Cable Mounting Kit, Quantity 6, 1 meter long, 1/16" diameter, with spring clips & adjustable, locking ceiling attachment
		4,208	103	5K-CT = 5000k	

ELECTRICAL DATA

Model	Color Temp.	CRI ¹	Luminaire Lumens	Luminaire Watts	Lumens Per Watt	Input Voltage ²	Input Current (A)			Power Factor	THD ³	L ₇₀ Hours ⁴
							120V	240V	277V			
APM-1X4-40W-3K-CT	3000k	> 80	4,059	41	99	120-277	0.34	0.17	0.15	> 0.90	< 20%	96,000
-												
APM-1X4-40W-35K-CT	3500k	> 80	4,096	41	100	120-277	0.34	0.17	0.15	> 0.90	< 20%	96,000
-												
APM-1X4-40W-4K-CT	4000k	> 80	4,133	41	101	120-277	0.34	0.17	0.15	> 0.90	< 20%	96,000
-												
APM-1X4-40W-5K-CT	5000k	> 80	4,208	41	103	120-277	0.34	0.17	0.15	> 0.90	< 20%	96,000
-												

¹Color rendering index.

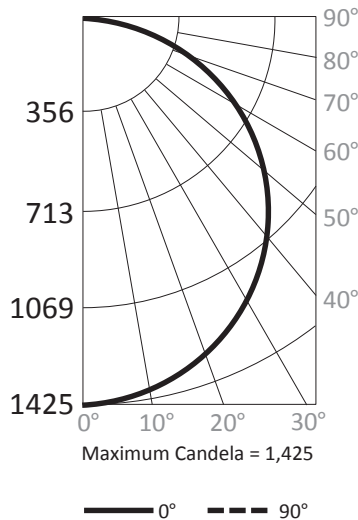
²All 50-60Hz.

³Total harmonic distortion.

⁴L₇₀ refers to the number of hours at which lumen output declines to 70% of the initial level. L₇₀ hours are IES TM-21-11 calculated hours.

PHOTOMETRIC DATA

APM-1X4-40W-3K-CT (4,059 Lumens)



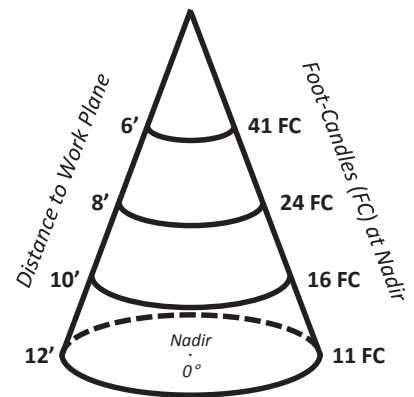
Candlepower Summary

	0°	90°
0°	1,425	1,425
10°	1,400	1,386
20°	1,327	1,304
30°	1,207	1,181
40°	1,047	1,023
50°	854	834
60°	632	617
70°	388	381
80°	148	151
90°	0	0

Zonal Lumen Summary

Zone	Lumens	% Fixture
0° - 10°	135	3.3%
0° - 20°	520	12.8%
0° - 30°	1,106	27.2%
0° - 40°	1,813	44.7%
0° - 50°	2,548	62.8%
0° - 60°	3,212	79.1%
0° - 70°	3,714	91.5%
0° - 80°	3,990	98.3%
0° - 90°	4,057	100.0%
90° - 180°	2	0.0%
0° - 180°	4,059	100.0%

Cone of Light



OPTIONS

- Optional surface mounting kits (LEDSMKT-14) mounts below the ceiling.
- Optional flange mounting kits provide for recessed installation on plaster or other hard ceilings. Attach Flange Mount Kit (FLANGEKIT14-ET) to ceiling joists or other stationary structures, and the panel is mounted flush to the ceiling.
- Optional cable mounting kits provide additional security, as well as suspended mounting. Attach one end of the Cable Mount Kit (LEDPNL-CMK) to luminaire earthquake clips using spring clips, and attach the other end to stationary structures using the adjustable, locking ceiling attachment (see picture below right).

