

CCMLED24-50W-CP

Low-Profile 50 Watt
2x4 Center Basket



Project:	
Type:	
Catalog #:	



STANDARD



The CCMLED24-50W-CP is a low-profile, 2' x 4' LED center basket luminaire, which is designed as a direct replacement for 2' x 4' fluorescent luminaires installed in grid or plaster ceilings. It is designed to deliver general ambient lighting in a variety of indoor settings, including schools, offices, hospitals and stores, and is the perfect choice for both new construction and retrofits. This high-efficacy luminaire provides long-life and uniform illumination, as well as standard 0-10vdc dimming capability.

FEATURES

- Available in 3000k (warm white), 3500k (warm/neutral white), 4000k (neutral white) & 5000k (cool white) color temperatures.*
- Long-life LEDs provide 68,000 hours of operation with at least 70% of initial lumen output (L_{70}).^{**}
- Provides 5,503 luminaire lumens (106 lumens per watt, LPW) at 3000k; 5,718 luminaire lumens (110 LPW) at 3500k; 5,918 luminaire lumens (114 LPW) at 4000k; and 6,318 luminaire lumens (122 LPW) at 5000k.*
- Uniform illumination with no visible LED pixelation.
- Universal 120-277 AC voltage (50-60Hz) is standard.
- 0-10vdc dimming capability is standard.
- Power factor > 0.90.
- Total harmonic distortion < 20%.
- Color rendering index > 80.
- Steel housing and polycarbonate lens.
- Easy installation in new construction or retrofit. Fits in standard 2' x 4' grid ceilings.
- Standard earthquake clips provide secure installation in grid ceilings.
- Standard mounting options include recessed mounting in grid ceilings, or suspended mounting using attached hanging brackets. For other mounting options, see Mounting Kits.

* Contact factory for other color temperatures and lumen packages.

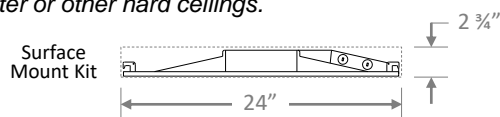
** L_{70} hours are IES TM-21-11 calculated hours.

WARRANTY & LISTINGS

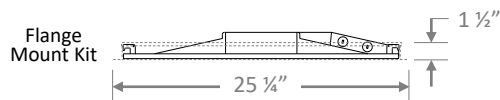
- UL listed for damp locations and insulated ceilings (IC-rated) for use in ambient temperatures from -20°C to 40°C (-4°F to 104°F).
- DLC Standard listed.
- Flicker-free per IEEE1789-2015 (low risk of adverse effects of flicker at 100% light output level).
- Complies with RoHS (Restriction on Hazardous Substances) requirements.
- Complies with FCC Part 15, part B.
- Complies with IEEE C.62.41-1991, input transient surge protection (2kV).
- 5-year warranty of all electronics and housing.

MOUNTING KITS

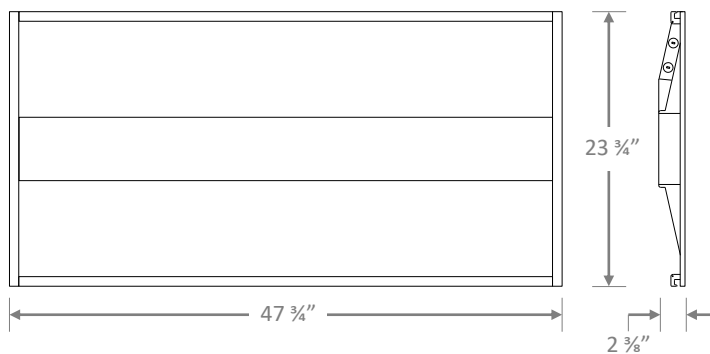
- Optional Surface Mount Kits (LEDSTMKT-24) provide for installation on plaster or other hard ceilings.



- Flange Mount Kit (FLANGEKIT24-ET) mounts above plaster or other hard ceilings, and the center basket is mounted flush to the ceiling.



DIMENSIONS



Weight: 12.8 lbs.

ORDERING INFORMATION

Example: CCMLED24-50W-3KMV-CP + FLANGEKIT24-ET + LEDPNL-CMK

Model	Luminaire Watts	Luminaire Lumens	Lumens/Watt	Color Temperature	Input Voltage	Options (Order Separately)
CCMLED24-50W	52	5,503	106	3K = 3000k	MV-CP= Multi-volt (120-277V)	LEDSTMKT-24 = Surface Mounting Kit for 2x4
		5,718	110	35K = 3500K		FLANGEKIT24-ET = Flange Mounting Kit for 2x4
		5,918	114	4K = 4000k		LEDPNL-CMK = Cable Mounting Kit, Quantity 6, 1 meter long, 1/16" diameter, with spring clips & adjustable, locking ceiling attachment
		6,318	122	5K = 5000k		

FME Lighting | 877-234-8460 | info@fmelighting.com

Specifications and dimensions subject to change without notice.

CCMLED24-50W-CP Low-Profile 50 Watt 2x4 Center Basket



ELECTRICAL DATA

Model	Color Temp.	CRI ¹	Luminaire Lumens	Luminaire Watts	Lumens Per Watt	Input ² Voltage	Input Current (A)			Power Factor	THD ³	L ₇₀ Hours ⁴
							120V	240V	277V			
CCMLED24-50W-3KMV-CP	3000k	> 80	5,503	52	106	120-277	0.43	0.22	0.19	> 90%	< 20%	68,000
CCMLED24-50W-35KMV-CP	3500k	> 80	5,718	52	110	120-277	0.43	0.22	0.19	> 90%	< 20%	68,000
CCMLED24-50W-4KMV-CP	4000k	> 80	5,918	52	114	120-277	0.43	0.22	0.19	> 90%	< 20%	68,000
CCMLED24-50W-5KMV-CP	5000k	> 80	6,318	52	122	120-277	0.43	0.22	0.19	> 90%	< 20%	68,000

¹ Color rendering index.

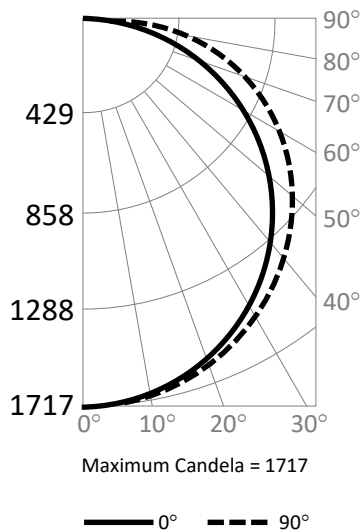
² All 50-60Hz.

³ Total harmonic distortion.

⁴ L₇₀ refers to the number of hours at which lumen output declines to 70% of the initial level. L₇₀ hours are IES TM-21-11 calculated hours.

PHOTOMETRIC DATA

CCMLED24-50W-3KMV-CP (5,503 Lumens)



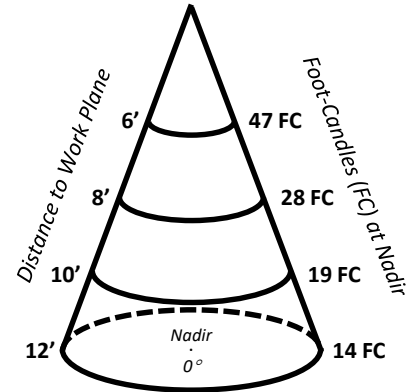
Candlepower Summary

	0°	90°
0°	1,712	1,712
10°	1,666	1,695
20°	1,562	1,626
30°	1,405	1,508
40°	1,200	1,360
50°	963	1,195
60°	693	1,024
70°	415	837
80°	151	520
90°	2	4

Zonal Lumen Summary

Zone	Lumens	% Fixture
0° – 10°	162	2.9%
0° – 20°	627	11.4%
0° – 30°	1,333	24.2%
0° – 40°	2,192	39.8%
0° – 50°	3,103	56.4%
0° – 60°	3,971	72.2%
0° – 70°	4,735	86.0%
0° – 80°	5,297	96.2%
0° – 90°	5,491	99.8%
90° – 180°	12	0.2%
0° – 180°	5,503	100.0%

Cone of Light



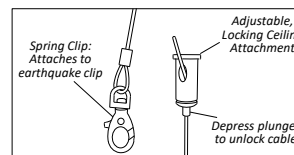
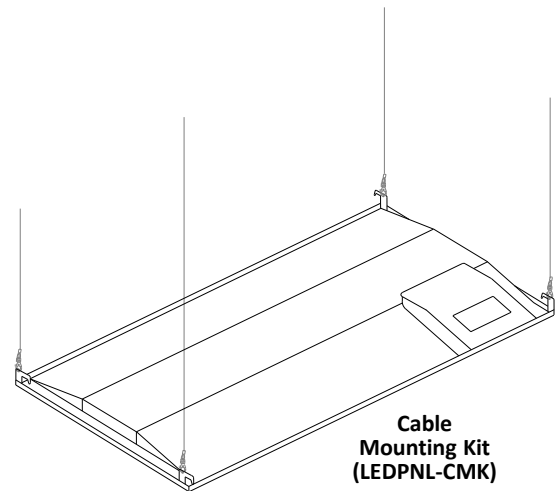
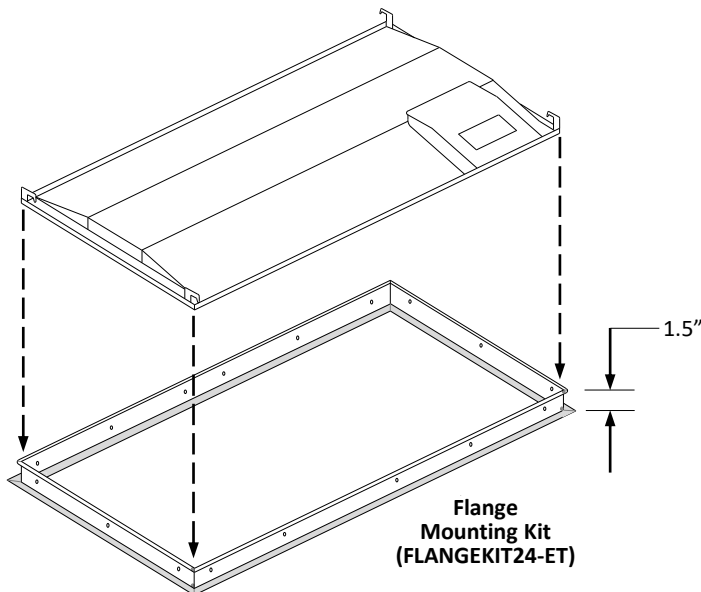
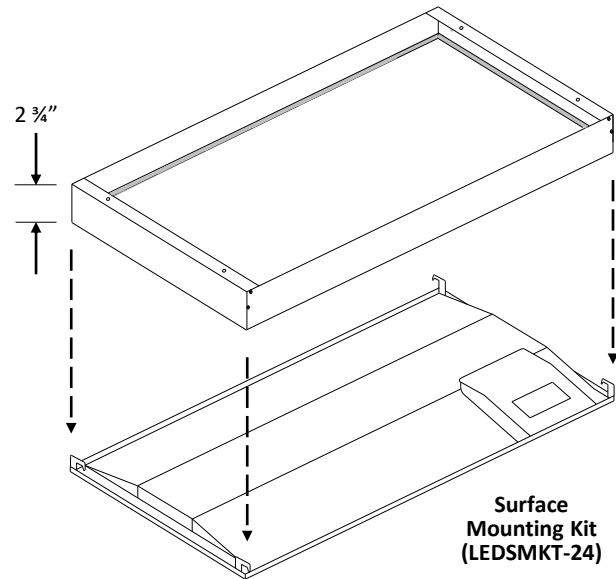
CCMLED24-50W-CP

Low-Profile 50 Watt
2x4 Center Basket



MOUNTING KITS

- **Optional Surface Mounting Kit (LEDSMKT-24)** mounts below the ceiling.
- **Optional Flange Mount Kit** provides for recessed installation on plaster or other hard ceilings. Attach **Flange Mount Kit (FLANGEKIT24-ET)** to ceiling joists or other stationary structures, and the panel is mounted flush to the ceiling.
- **Optional Cable Mount Kit** provides additional security, as well as suspended mounting. Attach one end of the **Cable Mount Kit (LEDPNL-CMK)** to luminaire earthquake clips using spring clips, and attach the other end to stationary structures using the adjustable, locking ceiling attachment (see picture below right).



Cable Mount Kit:

- Spring Clip
- Adjustable, locking ceiling attachment