

FBAL700LPACTD Low-Profile Fluorescent Emergency Ballast 700 Lumens



Project:	
Type:	
Catalog #:	

STANDARD



ILLUMINATION


- Works with or without an AC ballast to convert new or existing fluorescent fixtures in to unobtrusive emergency lighting.
- Operates one lamp in the emergency mode for a minimum of 90 minutes.
- Provides a maximum initial lumen output of 700 lumens.

ELECTRICAL

- Dual 120/277 voltage.
- Charge rate/power "ON" LED indicator light and push-to-test switch for mandated code compliance testing.
- 6V long-life, maintenance-free, rechargeable Sealed NiCd battery.
- Internal solid-state transfer switch automatically connects the internal battery to fluorescent lamp for minimum 90-minute emergency illumination.
- Fully automatic solid-state, two-rate charger initiates battery charging to recharge a discharged battery in 24 hours.
- AC output ensures compatibility with newer lamp technologies and helps prolong lamp life.
- Time delay enhancement to overcome end-of-life circuit protection.

MOUNTING

- Suitable for installation inside, on top or in remote* of the fixture.
- Can be used in both switched and unswitched fixtures.
- UL listed for factory or field installation.



HOUSING

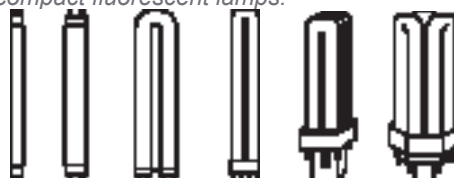
- Low-profile galvanized steel construction.
- Compact design fits most fluorescent fixtures.

WARRANTY/LISTING

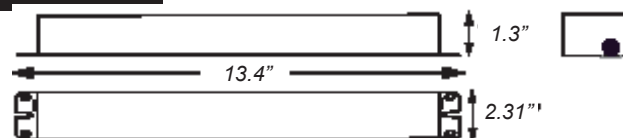
- Five year warranty against defects in material and workmanship. (Lamps excluded)
- Meets UL924, NFPA 101 Life Safety Code, NEC, OSHA, Local and State Codes.
- UL listed for damp locations.

LAMP COMPATIBILITY

- Compatible with most one-, two-, three-, and four-lamp electronic standard and dimming AC ballasts.
- Operates one 8W-39W T5/T5HO, one 17W-40W T8 through T12, one 13W-39W 4-pin compact or one 18W-50W 4-pin long compact fluorescent lamps.



DIMENSIONS



Lamp	Initial Lumens
	1-lamp
T5 14W	550
T5 21W	600
T5 28W	625
T5HO 39W	700
T8 17W	550
T8 32W	650
T12 20W	625
T12 40W	675

Lamp	Initial Lumens
	1-lamp
4-pin PL CF 13W	475
4-pin PL CF 18W	500
4-pin PL CF 26W	600
4-pin PL CF 32W	650
4-pin Long CF 18W	550
4-pin Long CF 24W	575
4-pin Long CF 36W	625
4-pin Long CF 40W	650
4-pin Long CF 50W	650

* When battery packs are remote mounted, the remote distance cannot exceed 1/2 of the distance from ballast to lamp specified by the A.C. ballast manufacturer. The maximum allowable remote mounting distance is 50 feet.

FBAL700LPACTD Low-Profile Fluorescent Emergency Ballast 700 Lumens



Project:	
Type:	
Catalog #:	

ELECTRICAL INFORMATION

Catalog Number	Input Watts (W)		Input Amps (A)	
	120V	277V	120V	277V
FBAL700LPACTD	2.7	2.7	0.180	0.180