

# FBAL700 Fluorescent Emergency Ballast 700 Lumens



<b>Project:</b>	
<b>Type:</b>	
<b>Catalog #:</b>	

## STANDARD



## ILLUMINATION

- Works with or without an AC ballast to convert new or existing fluorescent fixtures in to unobtrusive emergency lighting.
- Operates one or two lamps in the emergency mode for a minimum of 90 minutes.
- Provides a maximum initial lumen output of 700 lumens.

## ELECTRICAL


- Dual 120/277 voltage.
- Charge rate/power "ON" LED indicator light and push-to-test switch for mandated code compliance testing.
- 3.6V long-life, maintenance-free, rechargeable Sealed NiCd battery.
- Internal solid-state transfer switch automatically connects the internal battery to fluorescent lamp(s) for minimum 90-minute emergency illumination.
- Fully automatic solid-state, two-rate charger initiates battery charging to recharge a discharged battery in 24 hours.

## MOUNTING

- Suitable for installation inside, on top or in remote\* of the fixture.
- Can be used in both switched and unswitched fixtures.
- UL listed for factory or field installation.

## HOUSING

- Durable painted steel construction in white finish.
- Compact design fits most fluorescent fixtures.

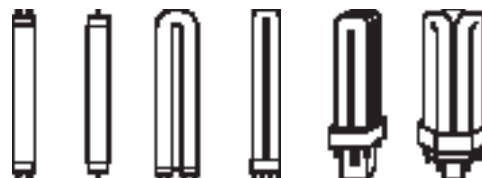


## WARRANTY/LISTING

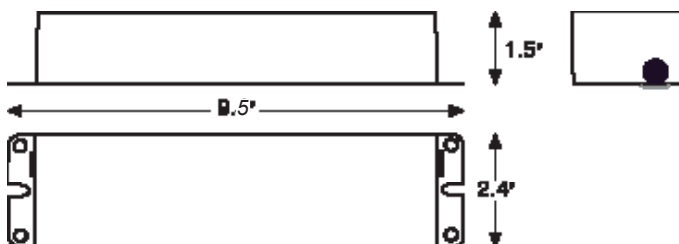
- Five year warranty against defects in material and workmanship. (Lamps excluded)
- Meets UL924, NFPA 101 Life Safety Code, NEC, OSHA, Local and State Codes.
- UL listed for damp locations.

## LAMP COMPATIBILITY

- Compatible with most one-, two-, three-, and four-lamp electronic standard and dimming AC ballasts.
- Operates two 17W-40W, one 17W-110W T8 through T12, two 13W-39W, one 13W-42W 4-pin compact or one 18W-50W 4-pin long compact fluorescent lamps.



## DIMENSIONS



Lamp	Initial Lumens	
	1-lamp	2-lamp
T8 17W	475	650
T8 32W	600	700
T12 20W	475	600
T12 40W	625	650
T8 59W	675	-
T12 110W	650	-

Lamp	Initial Lumens	
	1-lamp	2-lamp
4-pin PL CF 13W	425	550
4-pin PL CF 18W	475	600
4-pin PL CF 26W	525	650
4-pin PL CF 32W	575	650
4-pin PL CF 42W	650	-

Lamp	Initial Lumens	
	1-lamp	2-lamp
4-pin Long CF 18W	525	-
4-pin Long CF 24W	575	-
4-pin Long CF 36W	650	-

NOTE: In 2-lamp operation, lumens are equally split between the two lamps.

\* When battery packs are remote mounted, the remote distance cannot exceed 1/2 of the distance from ballast to lamp specified by the A.C. ballast manufacturer. The maximum allowable remote mounting distance is 50 feet.

# FBAL700 Fluorescent Emergency Ballast 700 Lumens



Project:	
Type:	
Catalog #:	

## ELECTRICAL INFORMATION

Catalog Number	Input Watts (W)		Input Amps (A)	
	120V	277V	120V	277V
FBAL700	3.5	3.5	0.280	0.280