

# FCPLED-TH 45W & 80W LED Canopy Luminaires



Project:	
Type:	
Catalog #:	



## STANDARD



The FCPLED-TH LED canopy light is an ideal solution for illuminating parking garages, storage areas, stairwells, and other applications requiring low-profile luminaire that can be surface- or pendant-mounted. With a die cast aluminum housing and a polycarbonate lens, the FCPLED-TH will stand up to many years of punishing environmental conditions. High efficacy, long-life LEDs provide both energy and maintenance cost savings compared to traditional canopy lights with HID, fluorescent or incandescent lamps.

## FEATURES

- Available in 5000k (cool white) color temperature.\*
- Long-life LEDs provide a minimum of 60,000 hours of operation with at least 70% of initial lumen output ( $L_{70}$ ).<sup>\*\*</sup>
- FCPLED-TH-45W delivers 4,948 lumens and 112 lumens per watt (LPW), and CPLED-TH-80W delivers 9,548 lumens and 120 LPW.\*
- Universal 120-277 AC voltage (50-60Hz) is standard.
- 0-10vdc dimming capability is standard.
- Power factor > 0.90.
- Total harmonic distortion < 20%.
- Color rendering index > 80.
- 10kV surge protector is standard.
- Die cast aluminum housing with durable, dark bronze, powder coat paint.
- Polycarbonate lens.
- Removable, threaded plugs for side attachment of 1/2" rigid electrical conduit.
- Optional PIR (passive infrared) occupancy sensors are available (contact factory for details).
- Easy installation in new construction or retrofit.

\* Contact factory for other color temperatures and lumen packages.

\*\*  $L_{70}$  hours are IES TM-21-11 calculated hours.

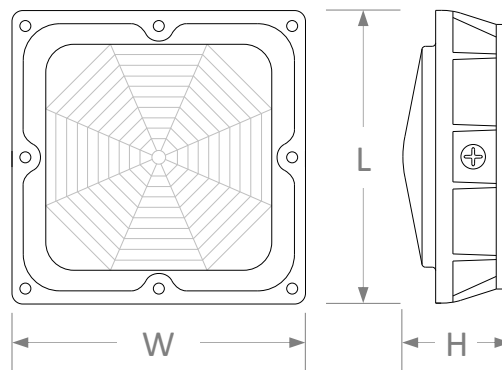
## WARRANTY & LISTINGS

- cULus listed for wet locations (-40°C to 40°C / -40°F to 104°F).
- IP65 rated.
- DLC approved.
- Complies with FCC Part 15, class B.
- 5-year warranty on all electronics and housing.

## MOUNTING OPTIONS

- Junction box mounting plate is standard.
- Luminaire can also be directly surface-mounted to canopies by removing the lens, drilling holes in the cast housing, and screwing the luminaire to the canopy.
- Threaded hole on back of luminaire for 3/4" rigid electrical conduit also provides for pendant-mounting.

## DIMENSIONS



	Length (L)	Width (W)	Height (H)	Weight
FCPLED-45W	10"	10"	3 5/8"	5.6 lbs.
FCPLED-80W	14"	14"	4"	10.0 lbs.

## ORDERING INFORMATION

Model	Luminaire Watts	Luminaire Lumens	Lumens Per Watt	Color Temperature
FCPLED-45W-5K-MV-TH	44	4,948	112	5K = 5000k
FCPLED-80W-5K-MV-TH	80	9,548	120	5K = 5000k

# FCPLED-TH 45W & 80W LED Canopy Luminaires



## ELECTRICAL

Model	Color Temp.	CRI <sup>1</sup>	Luminaire Lumens	Luminaire Watts	Lumens Per Watt	Input Voltage <sup>2</sup>	Input Current (A)			Power Factor	THD <sup>3</sup>	L <sub>70</sub> Hours <sup>4</sup>
							120V	240V	277V			
FCPLED-45W-5K-MV-TH	5000k	> 80	4,948	44	112	120-277	0.37	0.18	0.16	> 90%	< 20%	62,000
FCPLED-80W-5K-MV-TH	5000k	> 80	9,548	80	120	120-277	0.67	0.33	0.29	> 90%	< 20%	60,000

<sup>1</sup> Color rendering index.

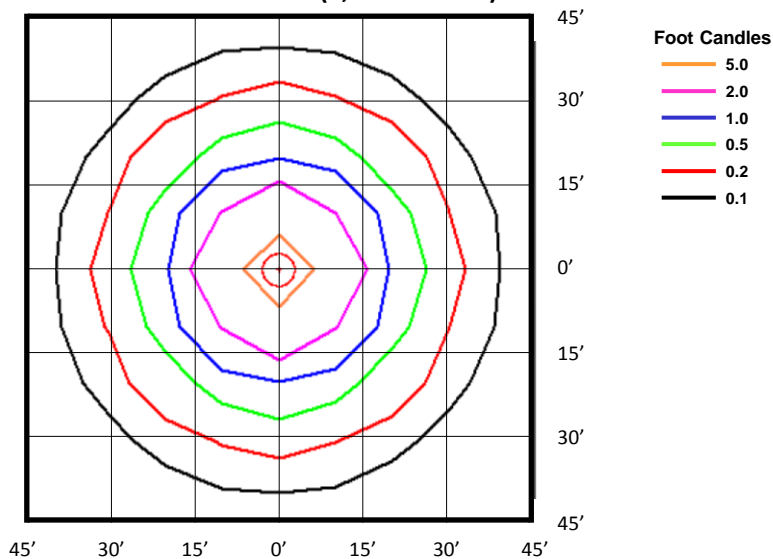
<sup>2</sup> All 50-60Hz.

<sup>3</sup> Total harmonic distortion.

<sup>4</sup> L<sub>70</sub> refers to the number of hours at which lumen output declines to 70% of the initial level. L<sub>70</sub> hours are IES TM-21-11 calculated hours.

## PHOTOMETRIC DATA

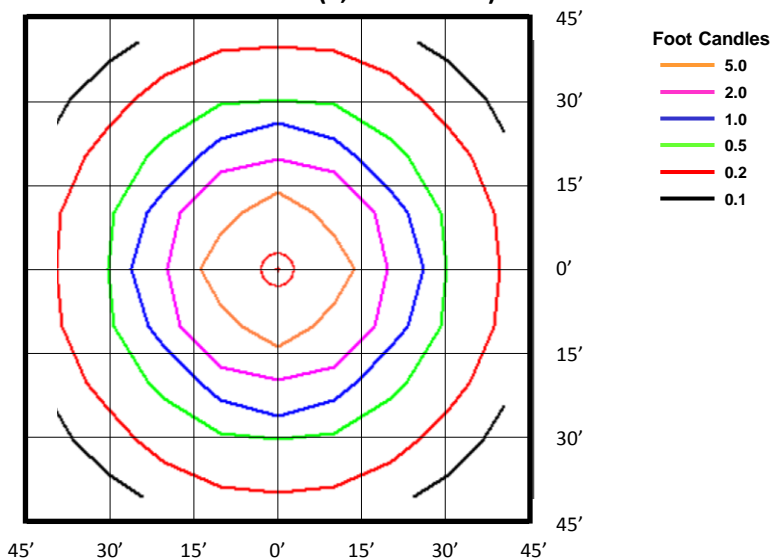
### FCPLED-45W-5K-MV-TH (4,948 Lumens)



### BUG Rating: B2-U2-G1

Zone	Lumens	%
FL - Front - Low (0-30)	673	14%
FM - Front - Medium (30-60)	1,252	25%
FH - Front - High (60-80)	454	9%
FVH - Front - Very High (80-90)	80	2%
<b>Total Forward Light</b>	<b>2,458</b>	<b>50%</b>
BL - Back - Low (0-30)	672	14%
BM - Back - Medium (30-60)	1,259	25%
BH - Back - High (60-80)	462	9%
BVH - Back - Very High (80-90)	79	2%
<b>Total Back Light</b>	<b>2,472</b>	<b>50%</b>
UL - Up Light - Low (90-100)	8	0%
UH - Up Light - High (100-180)	10	0%
<b>Total Up Light</b>	<b>18</b>	<b>0%</b>
<b>Total Lumens</b>	<b>4,948</b>	<b>100%</b>

### FCPLED-80W-5K-MV-TH (9,548 Lumens)



### BUG Rating: B3-U2-G2

Zone	Lumens	%
FL - Front - Low (0-30)	1,290	14%
FM - Front - Medium (30-60)	2,396	25%
FH - Front - High (60-80)	918	10%
FVH - Front - Very High (80-90)	152	2%
<b>Total Forward Light</b>	<b>4,757</b>	<b>50%</b>
BL - Back - Low (0-30)	1,296	14%
BM - Back - Medium (30-60)	2,407	25%
BH - Back - High (60-80)	909	10%
BVH - Back - Very High (80-90)	145	2%
<b>Total Back Light</b>	<b>4,757</b>	<b>50%</b>
UL - Up Light - Low (90-100)	17	0%
UH - Up Light - High (100-180)	18	0%
<b>Total Up Light</b>	<b>35</b>	<b>0%</b>
<b>Total Lumens</b>	<b>9,548</b>	<b>100%</b>

**Notes:** (1) Isofootcandle plots depict initial footcandles at grade. (2) Gridlines represent units of mounting height of 15 feet.