

FLEDR 11" & 14" Round Ceiling Luminaires



Project:	
Type:	
Catalog #:	



STANDARD



The LED round (FLEDR) ceiling series is designed for residential, light commercial and other applications. High-quality luminaire utilizes the latest LED technology for optimal performance and maximized energy efficiency. High-CRI LEDs are standard, and dimming is available with many popular wall dimmers. The finely-textured lens is molded from acrylic, and provides an even, uniform light distribution.

FEATURES

- Available in 2700k (warm white) or 4000k (neutral white) color temperature.*
- Long-life LEDs provide at least 74,000 hours of operation with at least 70% of initial lumen output (L_{70})."
- 11" model delivers lumen output equivalent to one 75 watt incandescent lamp, but uses only 15 watts.*
- 14" model delivers lumen output equivalent to two 60 watt incandescent lamps, but uses only 24 watts.*
- High-efficiency, non-glare lens provides visual comfort and uniform illumination without pixelation.
- Input voltage: AC120V, 60Hz.
- Compatible with many popular wallbox dimmers.
- Power factor > 0.99.
- Total harmonic distortion < 20%.
- Color rendering index > 80.
- Sturdy steel body construction. Lens material is acrylic.
- Easy installation in new construction or retrofit.

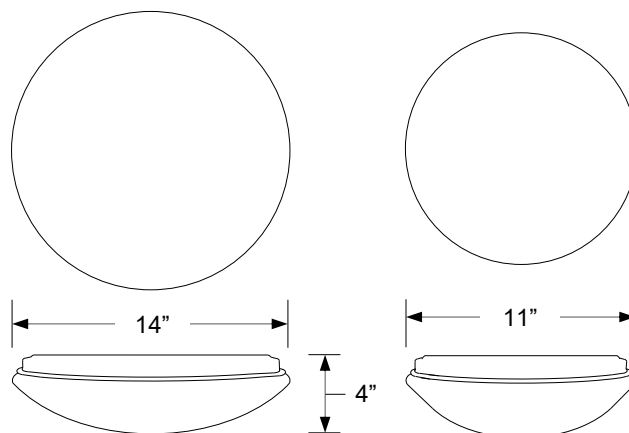
* Contact factory for other color temperatures and lumen packages.

" L_{70} hours are IES TM-21-11 calculated hours.

WARRANTY & LISTINGS

- cULus listed for damp and dry locations in ambient temperatures ranging from -20°C to 35°C / -4°F to 95°F .
- Energy Star qualified.
- Complies with FCC Part 15.
- Driver is protected from line transients (2.5 kV).
- 5-year warranty of all electronics and housing.

DIMENSIONS



ORDERING INFORMATION

Model	Luminaire Watts	Luminaire Lumens	Lumens / Watt	Color Temperature	Compatible Dimmers
FLEDR11-27K	15	1,050	71	2700k	LUTRON Ariadni/Toggler (TGCL-153P) Maestro (MACL-153M) Skylark Contour (CTCL-153P) Caseta (PD-6WCL) LEVITON IllumaTech R50-IPL06 SureSlide (R12-06672, R62-06674) Decora (DSL06-1LZ)
FLEDR11-40K	15	1,050	71	4000k	
FLEDR14-27K	24	1,702	71	2700k	
FLEDR14-40K	24	1,809	75	4000k	

FLEDR 11" & 14" Round Ceiling Luminaires



ELECTRICAL DATA

Model	Color Temperature	CRI ¹	Luminaire Lumens	Luminaire Watts	Lumens Per Watt	Input Voltage	Input Current (A)			Power Factor	THD ²	L ₇₀ Hours ³
							120V	240V	277V			
FLEDR11-27K	2700k	> 80	1,050	15	71	120 (60Hz)	0.13	0.06	0.05	> 99%	< 20%	74,000
FLEDR11-40K	4000k	> 80	1,050	15	71	120 (60Hz)	0.13	0.06	0.05	> 99%	< 20%	74,000
FLEDR14-27K	2700k	> 80	1,702	24	71	120 (60Hz)	0.20	0.10	0.09	> 99%	< 20%	75,000
FLEDR14-40K	4000k	> 80	1,809	24	75	120 (60Hz)	0.20	0.10	0.09	> 99%	< 20%	75,000

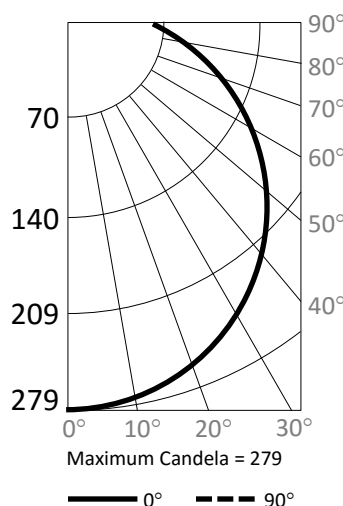
¹ Color rendering index

² Total harmonic distortion

³ L₇₀ refers to the number of hours at which lumen output declines to 70% of the initial level. L₇₀ hours are IES TM-21-11 calculated hours.

PHOTOMETRIC DATA

FLEDR11-40K (1,050 Lumens)



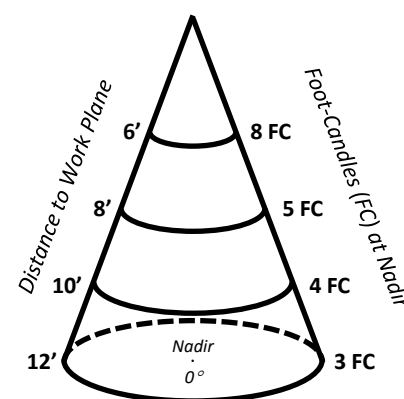
Candlepower Summary

	0°	90°
0°	279	279
10°	276	276
20°	264	264
30°	244	245
40°	217	218
50°	185	186
60°	153	153
70°	120	121
80°	90	91
90°	64	64

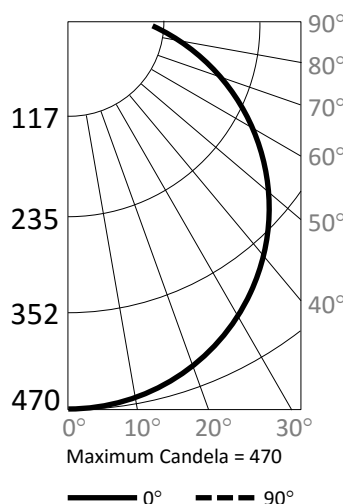
Zonal Lumen Summary

Zone	Lumens	% Fixture
0° – 10°	25	2.4%
0° – 20°	98	9.3%
0° – 30°	209	19.9%
0° – 40°	344	32.8%
0° – 50°	490	46.7%
0° – 60°	631	60.1%
0° – 70°	757	72.0%
0° – 80°	859	81.8%
0° – 90°	936	89.2%
90° – 180°	114	10.8%
0° – 180°	1,050	100.0%

Cone of Light



FLEDR14-40K (1,809 Lumens)



Candlepower Summary

	0°	90°
0°	470	470
10°	461	461
20°	439	440
30°	404	406
40°	357	359
50°	300	304
60°	240	243
70°	182	185
80°	130	133
90°	85	87

Zonal Lumen Summary

Zone	Lumens	% Fixture
0° – 10°	45	2.5%
0° – 20°	173	9.6%
0° – 30°	371	20.5%
0° – 40°	616	34.1%
0° – 50°	879	48.6%
0° – 60°	1,132	62.6%
0° – 70°	1,352	74.7%
0° – 80°	1,527	84.4%
0° – 90°	1,654	91.4%
90° – 180°	155	8.6%
0° – 180°	1,809	100.0%

Cone of Light

