


# HATTERAS REMOTE HAZARDOUS



Project:	
Type:	
Catalog #:	



## ■ specifications: internal

The HAT REMOTE is designed to operate a 6V, 12V or 24V DC load. All lamp wiring is supplied pre-pulled, sealed and ready to input circuit connection.

## ■ specifications: external

The HAT REMOTE housing is constructed from corrosion resistant, heavy-duty cast aluminum. Fixture mounting must be specified as either ceiling mount, wall mount or pendant mount. Exact dimensions will vary depending on the mounting configuration.

## ■ dimensions

Call factory for details.

## ■ hazardous code chart

Location	Code / Designation
Class I, Division 1, Group B	C1D1GB
Class I, Division 1, Group B, C & D	C1D1GBCD
Class I, Division 1, Group C & D	C1D1GCD
Class I, Division 2, Group B, C & D	C1D2GBCD
Class I, Division 2, Group C & D	C1D2GCD
Class II, Division 1, Group E, F & G	C2D1GEFG
Class II, Division 2, Group E, F & G	C2D2GEFG
Class II, Division 2, Group G	C2D2GG
Class III, Division 1 & 2	C3D12

## ■ ordering logic

Series	Hazardous Code <sup>2</sup>	Emergency Heads	# of Lamps & Reflectors	Mounting	Lamps	Options
HAT-R (REMOTE) <sup>1</sup>	See hazardous code chart above	1XF (single remote)	1 <sup>4</sup> (Single)	C (ceiling mount)	See lamp selection on next page	WG <sup>5</sup> (wireguard)
		2XF <sup>3</sup> (double globe w/ junction box)	2 (Double)	W (wall mount)		
				P (pendant mount)		

NOTE 1: Freight not included for this item.

NOTE 2: Must be specified by Class, Division and Group category as per the applicable code(s) and standard(s).

NOTE 3: Junction box required and included.

NOTE 4: LED is available in single lamp only.

NOTE 5: The wire guard must be ordered as part of the HDZ fixture. Example: HDZ-RMT-C1D1GCD-1XF-1W-12V4WLED-WG

EXAMPLE: HAT-R-C1D1GCD-1XF-1W-12V8W

DESCRIPTION: Hazardous Remote, Class 1, Division 1, Group C&D, single remote head, single lamp, wall mount, 12V 8W

# HATTERAS REMOTE HAZARDOUS

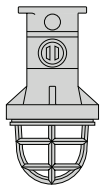


## ■ emergency heads

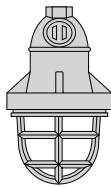
Each remote lighting head can be configured with one or two, fully adjustable lamp and reflector assemblies contained within the lens enclosure. Some restrictions on configurations depending on lamp selection.

## ■ mounting options

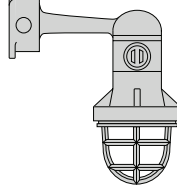
Ceiling Mount



Pendant Mount



Wall Mount



## ■ installation

The HAT REMOTE series of remote fixtures are suitable for surface wall, surface ceiling and pendant mounting as specified.

## ■ specifications: electrical

The HAT REMOTE operating temperature is from 50°F up to 104°F (10°C up to 40°C).

**CIRCUIT:** The HAT REMOTE can support composite quartz and LED, lamps in 6V, 12V or 24V DC load.

## ■ specifications: mechanical

The HAT REMOTE housing are constructed from corrosion resistant, heavy-duty cast aluminum. Remote lenses are precision formed from industrial Pyrex®. Fixture mounting can be specified as either ceiling mount, wall mount or pendant mount. All lamp wiring is supplied prepulled, sealed and ready for input circuit connection. Exact dimensions and mounting arrangement will vary depending on the mounting configuration.

## ■ lamp selection

	6V	12V	24V	120VAC
Composite Quartz (Q)	8, 10, 12, 20 W	8, 12, 20 W	12, 20 W	N/A
LED <sup>1</sup>	N/A	4W	4W	6W

NOTE 1: LED is available in single lamp only.

## ■ temperature codes

Temperature Codes Class I, Div. 1			
Lamp	4 Watt LED	6 Watt LED	20 Watt Quartz Halogen
T Code	T6	T6	T4A
Temperature Codes Class 1, Div. 2			
Lamp	4 Watt LED	6 Watt LED	20 Watt Quartz Halogen
T Code	T4A	T4A	T1

## ■ warranty

The HAT REMOTE comes with a 3-year factory warranty. Lamps are not covered under the warranty. Deliberate damage, misuse, improper installation effectively cancel the warranty.