

SRC30 REVEL SMALL ROUND CANOPY



Project:	
Type:	
Catalog #:	

The SRC30 Reveal Architectural Small Round Canopy is available in Type III or V distributions with two lens options designed to replace HID lighting systems up to 250w MH or HPS. Typical area lighting applications include retail centers, industrial parks, schools and universities, public transport and airports, office buildings and medical facilities. Mounting heights of 12 to 20 feet can be used based on light level and uniformity requirements.

Specifications and Features:

Housing:

Die Cast Aluminum Housing, Integral Heat Sinking.

Listing & Ratings:

CSA: Listed for Wet Locations, ANSI/UL 1598, 8750; IP65

Finish:

Black Powdercoat Finish Over a Chromate Conversion Coating. Custom Colors Available Upon Request.

Lens:

Clear Polycarbonate or SoftLED LumaLens Opal Polycarbonate Vandal-Resistant Array Lens to Seal LED Array

Mounting Options:

Included Easy-Hang Bracket Fits Standard 4" Electrical Box, Allowing One Person Installation.

EasyLED LED:

Aluminum Boards

Wattage:

37w Array: 37w, System: 39w; (70-150w HID Equivalent)
65w Array: 65.1w, System: 68w; (150-250w HID Equivalent)
84w Array: 84w, System: 86w; (150-250w HID Equivalent)

Driver:

Electronic Driver, 120-277V, 50/60Hz or 347-480V, 50/60Hz; Less Than 20% THD and PF>0.90. Standard Internal Surge Protection 6kV. 0-10V Dimming Standard for a Dimming Range of 100% to 10%; Dimming Source Current is 150 Microamps.

Controls:

Fixtures Ordered with Factory-Installed Photocell or Motion Sensor Controls are Internally Wired for Switching and/or 1-10V Dimming Within the Housing. Remote Direct Wired Interface of 1-10V Dimming is Not Implied and May Not Be Available, Please Consult Factory. Fixtures are Tested with LEPC Controls and May Not Function Properly With Controls Supplied By Others. Fixtures are NOT Designed for Use with Line Voltage Dimmers.

Warranty:

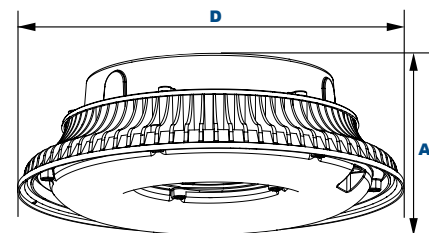
5-Year Warranty for -40°C to +50°C Environment.

See Page 2 for Projected Lumen Maintenance Table.



Dimensions

Height (A)	5½" (142mm)
Diameter (D)	16½" (411mm)



Certification & Listings:



SoftLED

Order Information Example:

SRC30337B5CLBSF

Model	Optics	Wattage	Driver	CCT	Lens	Color	Options
SRC30 EasyLED Reveal Small Round Canopy	3 =Type III 5 =Type V	37 =37w 65 =65w 84 =84w	A =120-277V B =347-480V	3 =3000K* 4 =4000K 5 =5000K	CL =Clear Polycarbonate Array Lens LL =SoftLED LumaLens Opal Polycarbonate Array Lens	B =Black C =Custom (Consult Factory)	SF =Single Fuse (120-277V Only) DF =Double Fuse (120-277V Only) SP =Surge Protection S2 =Microwave Sensor with Dimming for Mounting Heights of 8 to 40'. (120-277V Only)

FME Lighting | 877-234-8460 | info@fmelighting.com

Specifications and dimensions subject to change without notice.

SRC30 REVEL SMALL ROUND CANOPY



Accessories & Replacement Parts:



AS



MS

*Shown Mounted

Accessories (Order Separately, Field Installed)

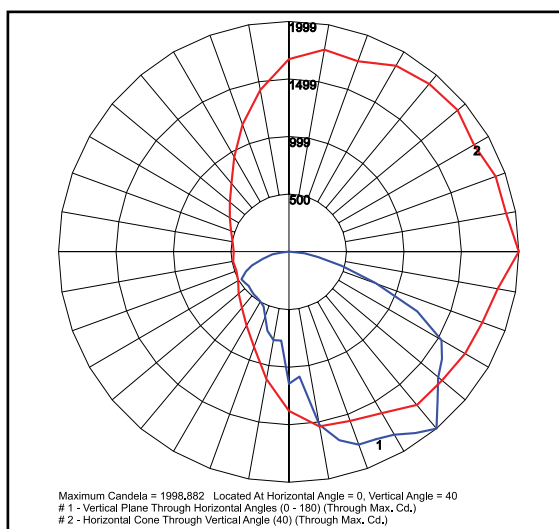
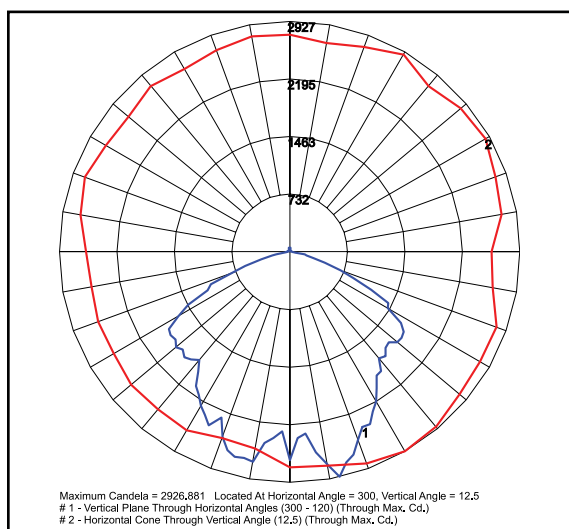
AS Spun Aluminum Shade with Powdercoat Finish, Hardware Included

*Specify Color: B=Black, C=Custom (Consult Factory)

Replacement Parts (Order Separately, Field Installed)

MS Internal Microwave Sensor with Dimming for Mounting Heights of 8 to 40'. 120-277VAC, 50/60Hz

Photometric Data



Photometric Performance

					5000 CCT 80 CRI		4000 CCT 80 CRI	
LED Board Watts	Drive Current (mA)	Input Watts	Optics	Spacing Criteria	Lumens	LPW	Lumens	LPW
37w	525	39	Type III Clear	2.14	3,228	83	3,107	80
65w		68	Type III Clear	2.14	5,671	83	5,458	80
84w		86	Type III Clear	2.14	7,067	82	6,802	79
			Type V Clear	1.24	7,887	92	7,216	84