

Retrofit design for A Brand Series - Appleton

- Mercmaster LED series
- Mercmaster LED Low Profile Series
- Mercmaster III HID 50-250 Watt
- Mercmaster III Low Profile



Top Cover

Pendant



Wall



Ceiling



25° Stanchion



90° Stanchion



Pendant Cone



Compatible FME retrofit models

KELT (KEL)



Light source | DOB
 Light color | C.W. / W.W.
 Volt. | 120V, 277V Watt. | 40W, 60W

NASA (NA-2, NA-3)



Light source | SMD
 Light color | C.W. / W.W.
 Volt. | 120V, 220V, 277V Watt. | 65W, 75W, 95W

HYDRA (HYD)



Light source | COB
 Light color | C.W. / W.W.
 Volt. | 120V, 277V, 480V Watt. | 120W, 140W

CANCRI 2 (CAN-2)



Light source | COB
 Light color | C.W. / W.W. / Red / Green
 Volt. | 120V, 277V Watt. | 20W

CANCRI 1 (CAN-1)



Light source | DOB, COB
 Light color | C.W. / W.W.
 Volt. | 120V, 277V, 480V(Only COB 80W) Watt. | 40W, 50W, 70W, 80W

Light source | SMD
 Light color | C.W. / W.W.
 Volt. | 120V, 277V Watt. | 40W, 60W

Light source | COB
 Light color | C.W. / W.W.
 Volt. | 120V, 208V, 277V, 480V Watt. | 60W, 80W, 100W

-With optional accessory "Diffuser"-



-With optional accessory "Guard"-

CANCRI 2



Clear Glass Globe



Prismatic Glass Globe

CANCRI 1



Clear Glass Globe



Prismatic Glass Globe

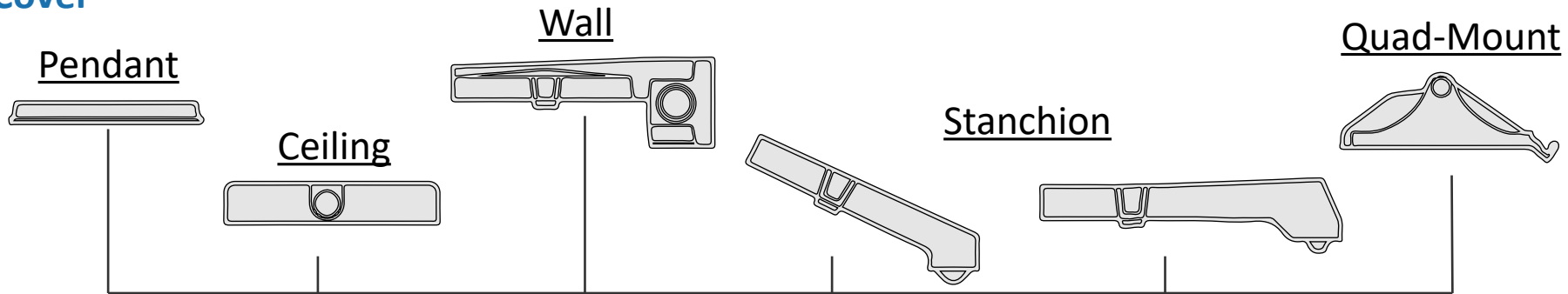
*Prior to ordering, we suggest you try our sample mounting box, to ensure compatibility
 FME Lighting | 877 - 234 - 8460 | info@fmelighting.com

Retrofit design for C Brand Series - Crouse











- Champ H.I.D (DMV, LMV, VMV and VMV High Wattages Series)
- Champ LED (VMV series)



Top Cover



Compatible FME retrofit models

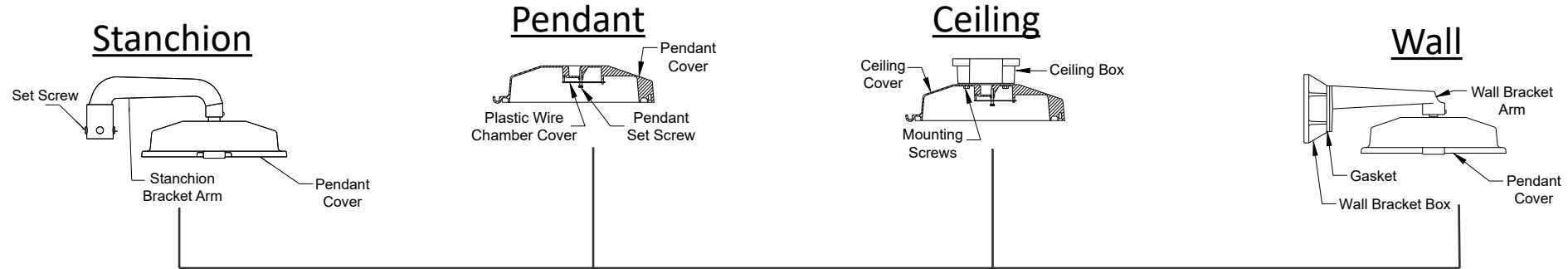
<p>KELT</p>  <p>Light source DOB Light color C.W. / W.W. Volt. 120V, 277V Watt. 40W, 60W</p>	<p>NASA</p>  <p>Light source SMD Light color C.W. / W.W. Volt. 120V, 220V, 277V Watt. 65W, 75W, 95W</p>	<p>HYDRA</p>  <p>Light source COB Light color C.W. / W.W. Volt. 120V, 277V, 480V Watt. 120W, 140W</p>	<p>CANCRI 2</p>  <p>Light source COB Light color C.W. / W.W. / Red / Green Volt. 120V, 277V Watt. 20W</p>	<p>CANCRI 1</p>  <p>Light source DOB, COB Light color C.W. / W.W. Volt. 120V, 277V, 480V(Only COB 80W) Watt. 40W, 50W, 70W, 80W</p>	
<p>Light source SMD Light color C.W. / W.W. Volt. 120V, 277V Watt. 40W, 60W</p>		<p>Light source COB Light color C.W. / W.W. Volt. 120V, 208V, 277V, 480V Watt. 60W, 80W, 100W</p>		<p>-With optional accessory "Guard"-</p>	
<p>-With optional accessory "Diffuser"-</p> 		<p>CANCRI 2</p>  <p>Clear Glass Globe</p>	<p>CANCRI 2</p>  <p>Prismatic Glass Globe</p>	<p>CANCRI 1</p>  <p>Clear Glass Globe</p>	<p>CANCRI 1</p>  <p>Prismatic Glass Globe</p>

*Prior to ordering, we suggest you try our sample mounting box, to ensure compatibility
 FME Lighting | 877 - 234 - 8460 | info@fmelighting.com









Retrofit design for H Brand Series - Holophane

- Petrolux II

Top Cover



Compatible FME retrofit models

<p>KELT</p>  <p>Light source DOB Light color C.W. / W.W. Volt. 120V, 277V Watt. 40W, 60W</p>	<p>NASA</p>  <p>Light source SMD Light color C.W. / W.W. Volt. 120V, 220V, 277V Watt. 65W, 75W, 95W</p>	<p>HYDRA</p>  <p>Light source COB Light color C.W. / W.W. Volt. 120V, 277V, 480V Watt. 120W, 140W</p>	<p>CANCRI 2</p>  <p>Light source COB Light color C.W. / W.W. / Red / Green Volt. 120V, 277V Watt. 20W</p>	<p>CANCRI 1</p>  <p>Light source DOB, COB Light color C.W. / W.W. Volt. 120V, 277V, 480V(Only COB 80W) Watt. 40W, 50W, 70W, 80W</p>	
<p>Light source SMD Light color C.W. / W.W. Volt. 120V, 277V Watt. 40W, 60W</p>	<p>Light source COB Light color C.W. / W.W. Volt. 120V, 208V, 277V, 480V Watt. 60W, 80W, 100W</p>	<p>-With optional accessory "Guard"-</p>  <p>CANCRI 2</p> <p>Clear Glass Globe Prismatic Glass Globe</p>		<p>-With optional accessory "Diffuser"-</p> 	
<p>Light source COB Light color C.W. / W.W. Volt. 24V, 120V, 277V, 480V Watt. 40W, 60W</p>	<p>-With optional accessory "Guard"-</p>  <p>CANCRI 1</p> <p>Clear Glass Globe Prismatic Glass Globe</p>				

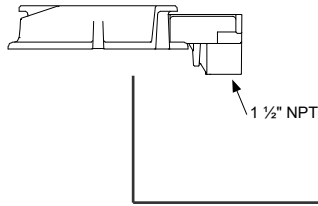
*Prior to ordering, we suggest you try our sample mounting box, to ensure compatibility
 FME Lighting | 877 - 234 - 8460 | info@fmelighting.com

Retrofit design for H Brand Series - Holophane

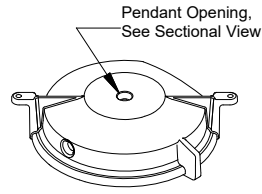
• Petrolux III

Top Cover

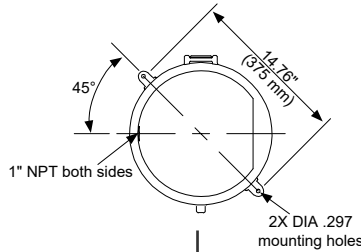
Stanchion



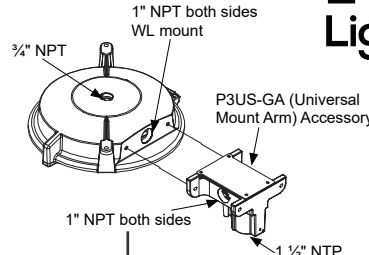
Pendant



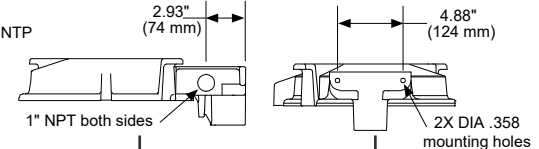
Ceiling



Universal Mount



Wall



Compatible FME retrofit models

KELT



Light source | DOB
Light color | C.W. / W.W.
Volt. | 120V, 277V Watt. | 40W, 60W

NASA



Light source | SMD
Light color | C.W. / W.W.
Volt. | 120V, 220V, 277V
Watt. | 65W, 75W, 95W

HYDRA



Light source | COB
Light color | C.W. / W.W.
Volt. | 120V, 277V, 480V
Watt. | 120W, 140W

CANCRI 2



Light source | COB
Light color | C.W. / W.W. / Red / Green
Volt. | 120V, 277V
Watt. | 20W

CANCRI 1



Light source | DOB, COB
Light color | C.W. / W.W.
Volt. | 120V, 277V, 480V(Only COB 80W)
Watt. | 40W, 50W, 70W, 80W

Light source | SMD
Light color | C.W. / W.W.
Volt. | 120V, 277V Watt. | 40W, 60W

Light source | COB
Light color | C.W. / W.W.
Volt. | 120V, 208V, 277V, 480V
Watt. | 60W, 80W, 100W

Light source | COB
Light color | C.W. / W.W.
Volt. | 24V, 120V, 277V, 480V
Watt. | 40W, 60W

-With optional accessory "Diffuser"-



-With optional accessory "Guard"-

CANCRI 2



Clear Glass Globe



Prismatic Glass Globe

CANCRI 1



Clear Glass Globe



Prismatic Glass Globe

*Prior to ordering, we suggest you try our sample mounting box, to ensure compatibility

FME Lighting | 877 - 234 - 8460 | info@fmelighting.com